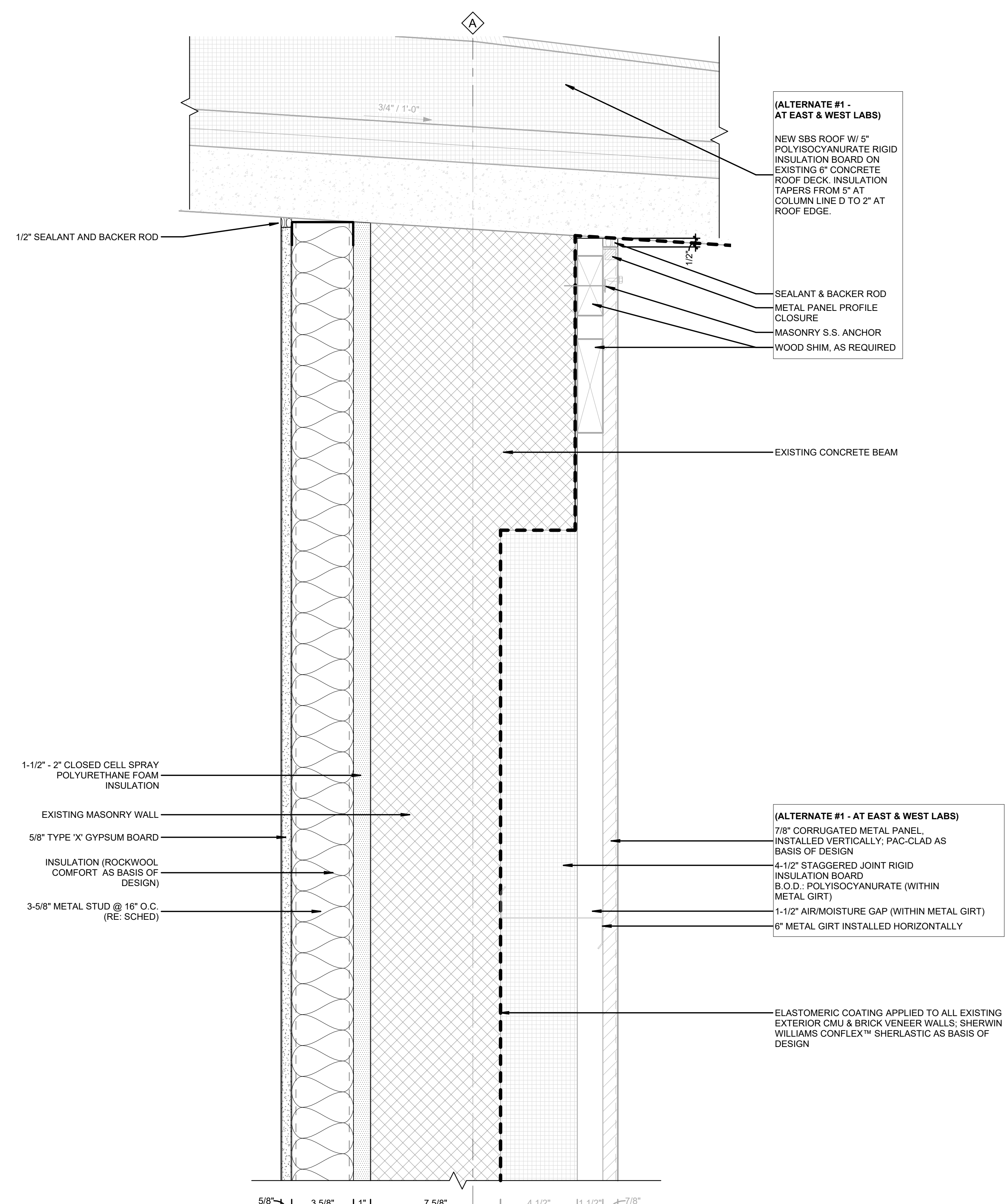
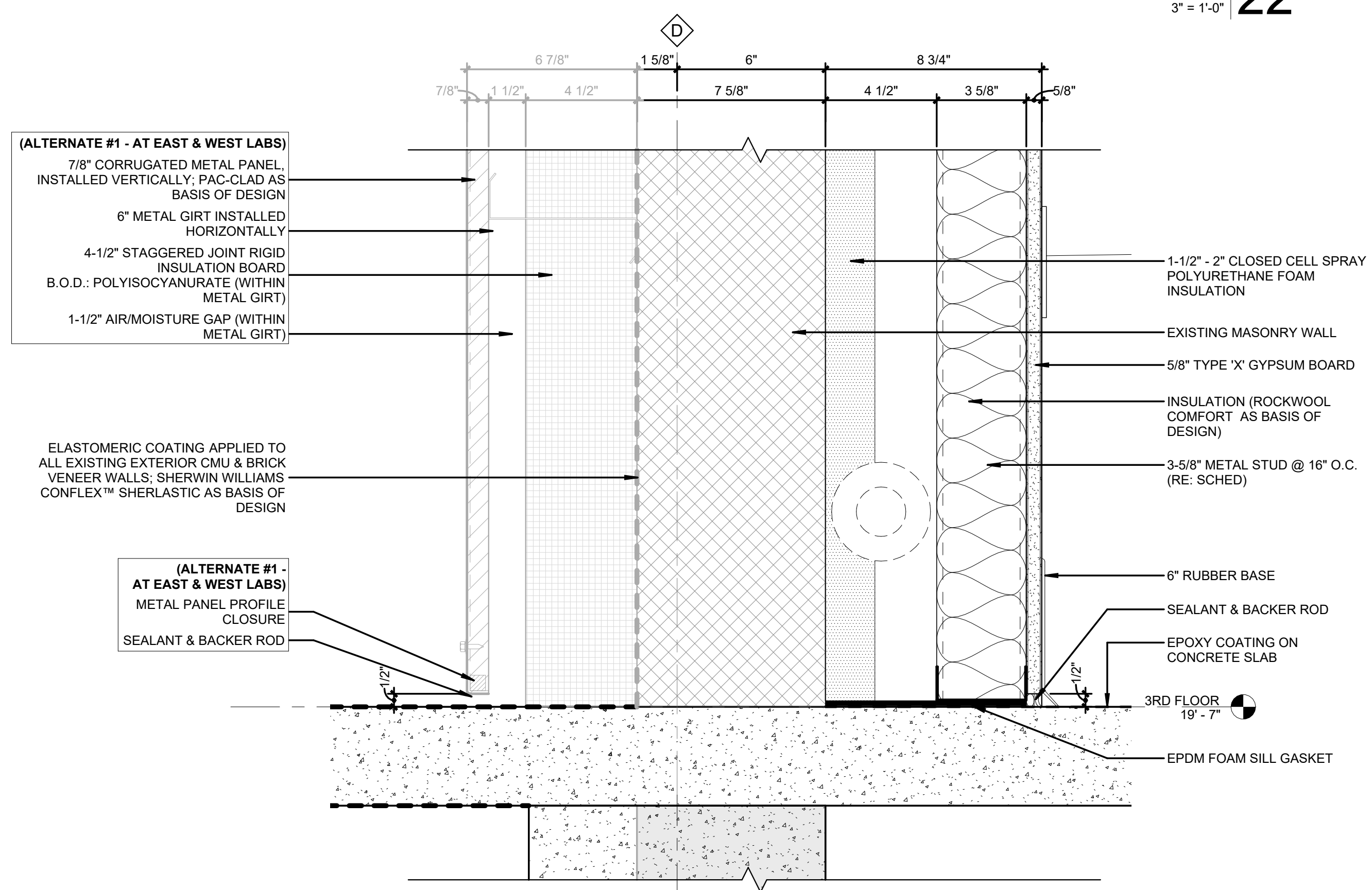


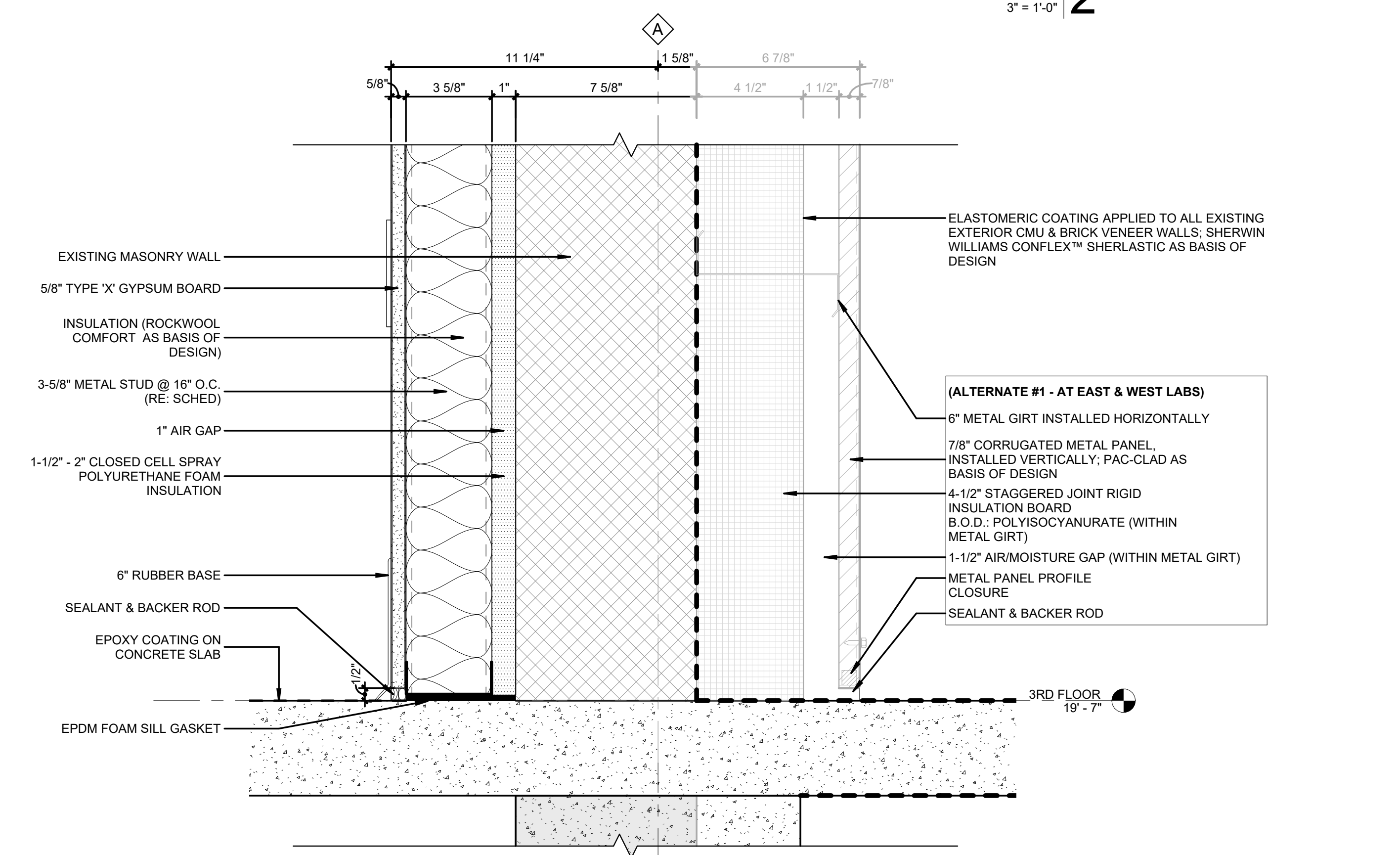
WINDOW A DETAIL @ NEW OPENING 22
3" = 1'-0"



WALL DETAIL @ COL. LINE A - EXISTING ROOF 2
3" = 1'-0"



WALL DETAIL @ COL. LINE D - SECOND / THIRD FLOOR 15
3" = 1'-0"



WALL DETAIL @ COL. LINE A - SECOND / THIRD FLOOR 1
3" = 1'-0"


REVISIONS		
NO.	DESCRIPTION	DATE

THIRD FLOOR RENOVATION OF BLDG 29 LABORATORIES AT NIRC

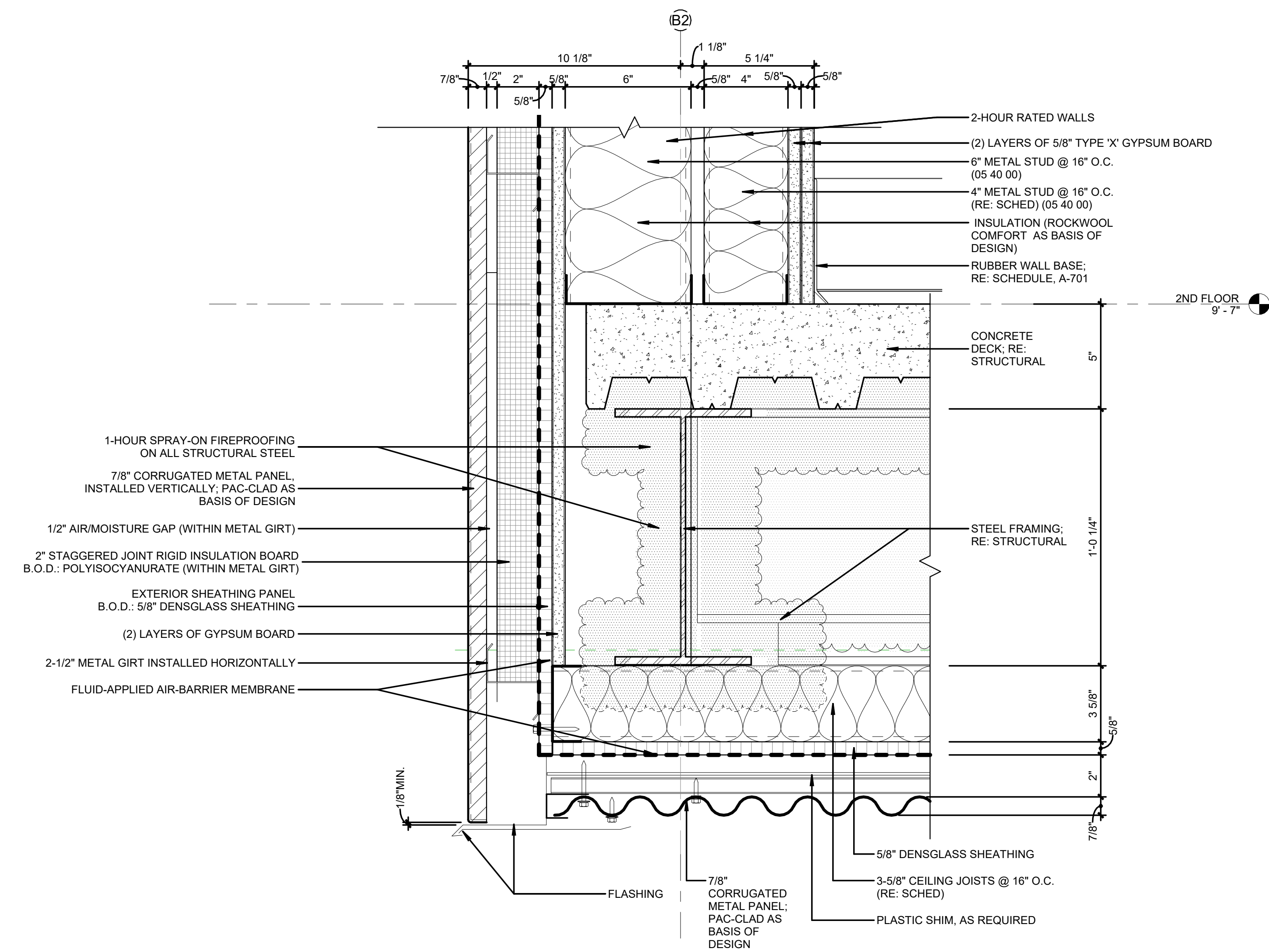
4401 W. ADMIRAL DOYLE DRIVE,
NEW BERIA, LOUISIANA
70560

SECTION DETAILS

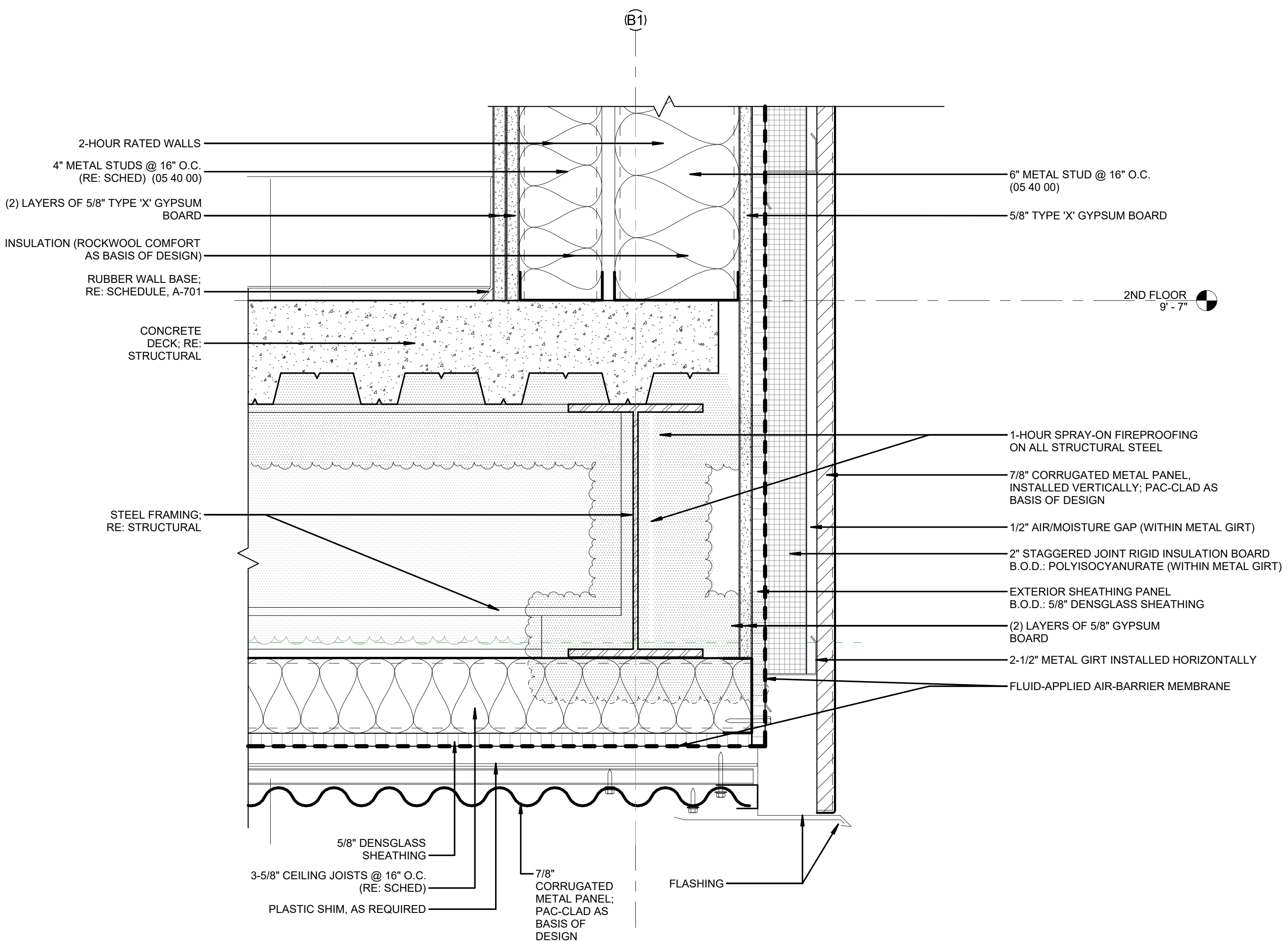
PROJECT NUMBER 2025.040	DRAWN BY CC
DATE APRIL 14, 2026	CHECKED BY NM
PHASE 100% BID SET	



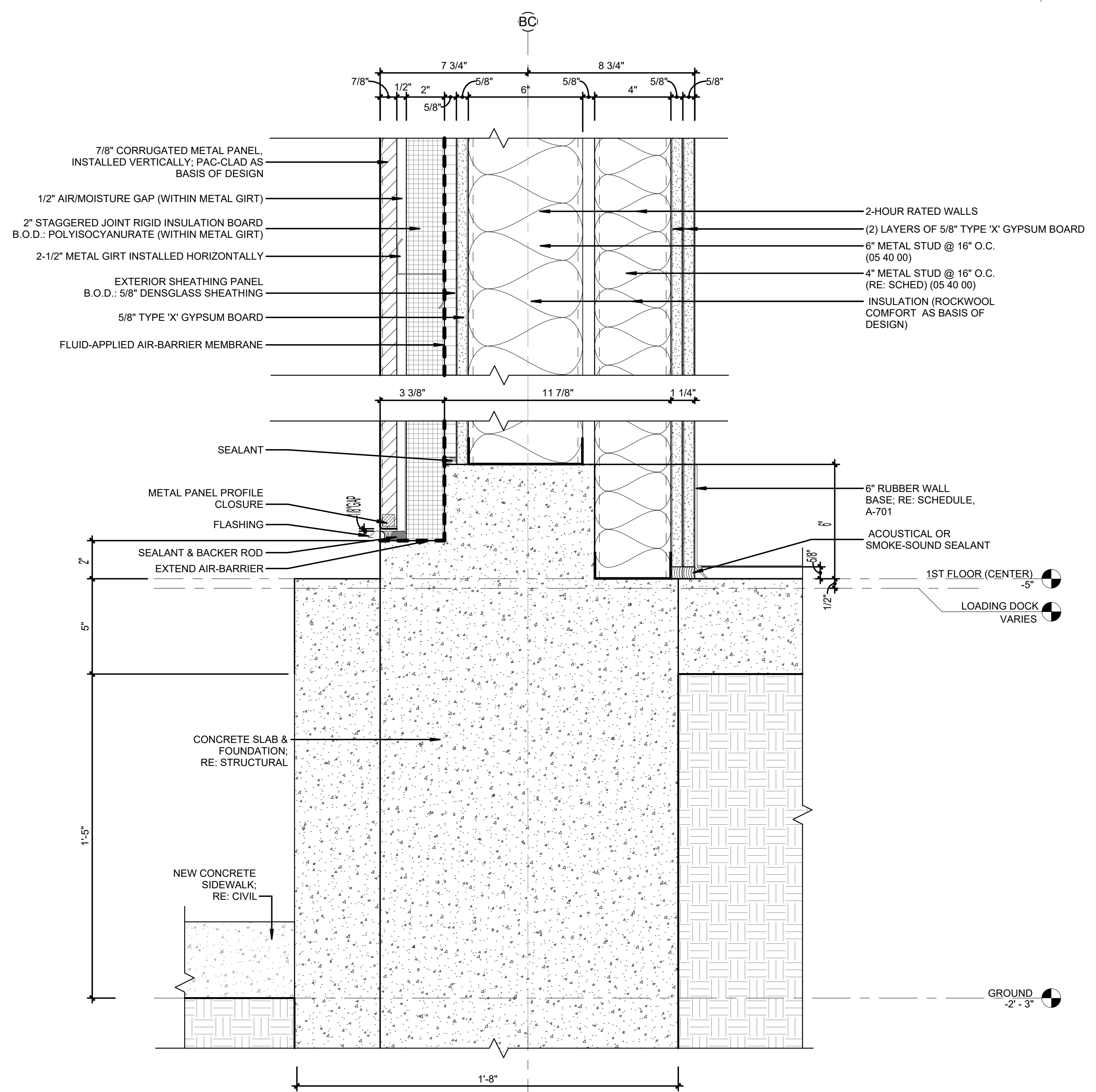
Autodesk Docs/2025.040_Third Floor Renovation to NIRC BLDG 29/2025.040_THIRD FLOOR RENOVATION TO NIRC BLDG29.rvt
4/16/2026 8:19:05 AM



WALL DETAIL @ COL. LINE 10 BETWEEN COL. CA & E - SECOND FLOOR 4
3" = 1'-0"



WALL DETAIL @ COL. LINE A BETWEEN COL. CA & E - SECOND FLOOR 2
3" = 1'-0"



WALL DETAIL @ COL. LINE CB BETWEEN COL. B1 & B2 - FIRST FLOOR 3
3" = 1'-0"

NOT USED

NOTE:
ALL ELEVATOR AND MECHANICAL SHAFT FRAMING
IS AS PER SECTION 05 40 00 (COLD-FORMED METAL
FRAMING) UNLESS OTHERWISE NOTED.


REVISIONS		
NO.	DESCRIPTION	DATE
1	Revision 2	Date 2

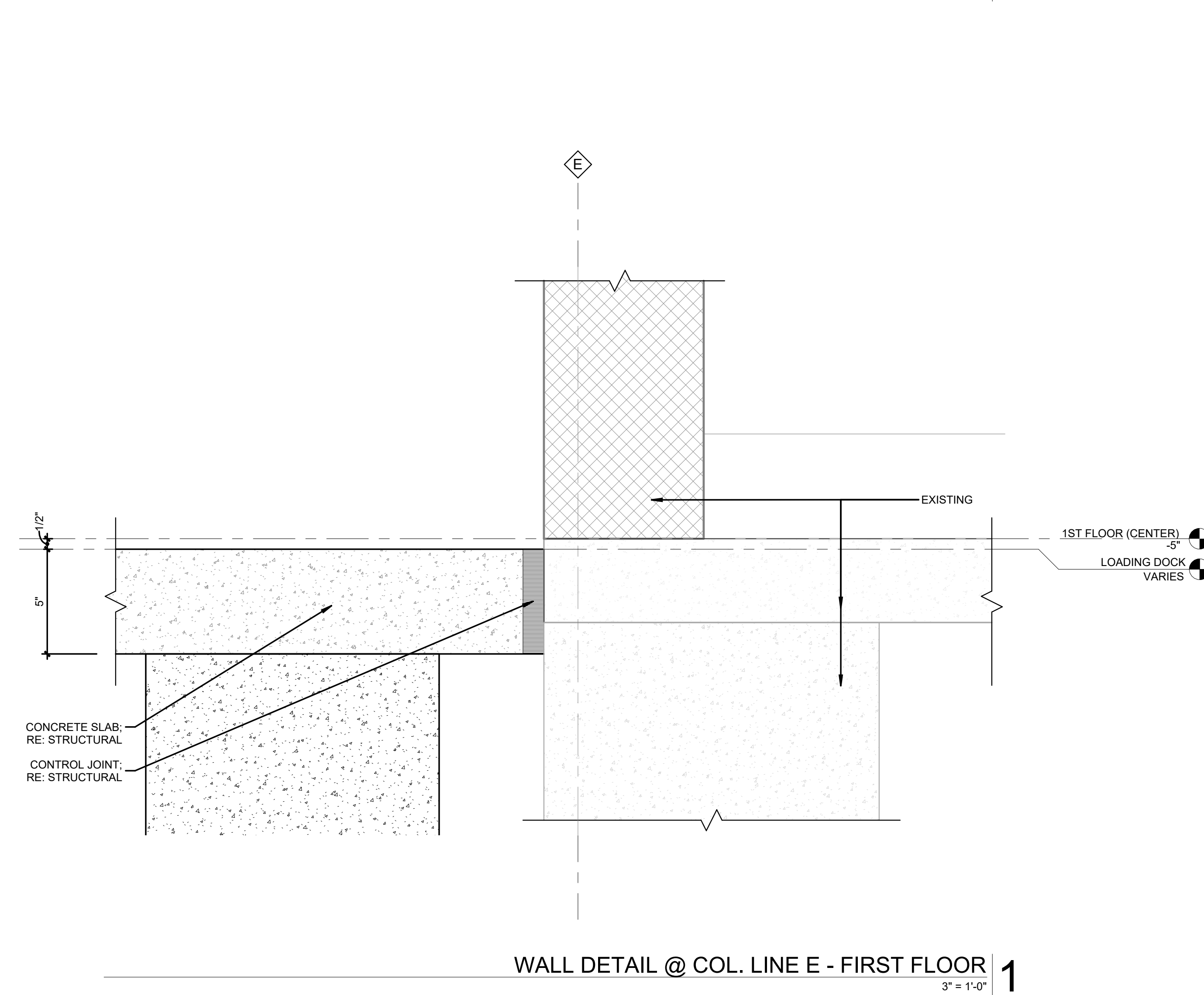
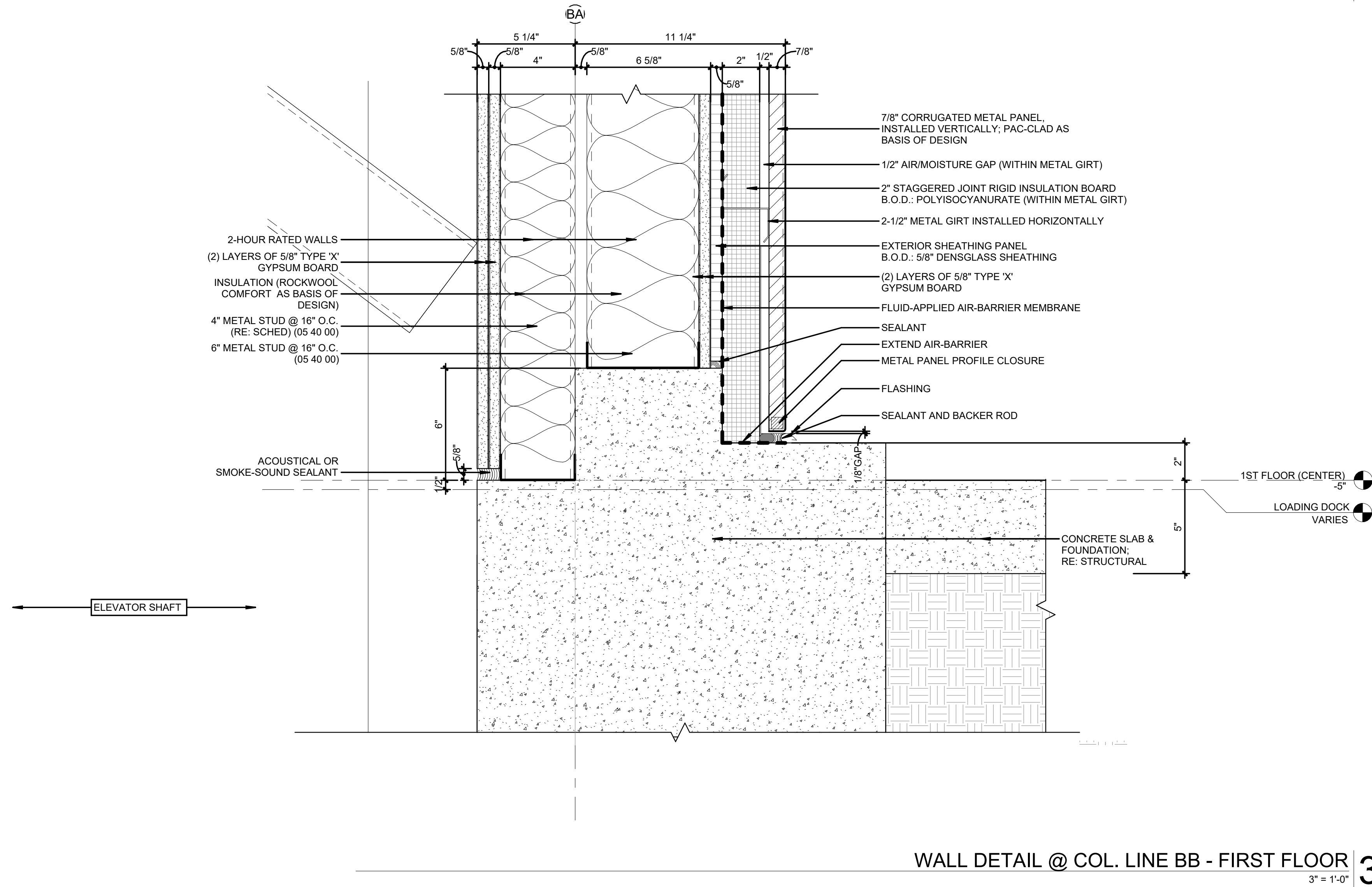
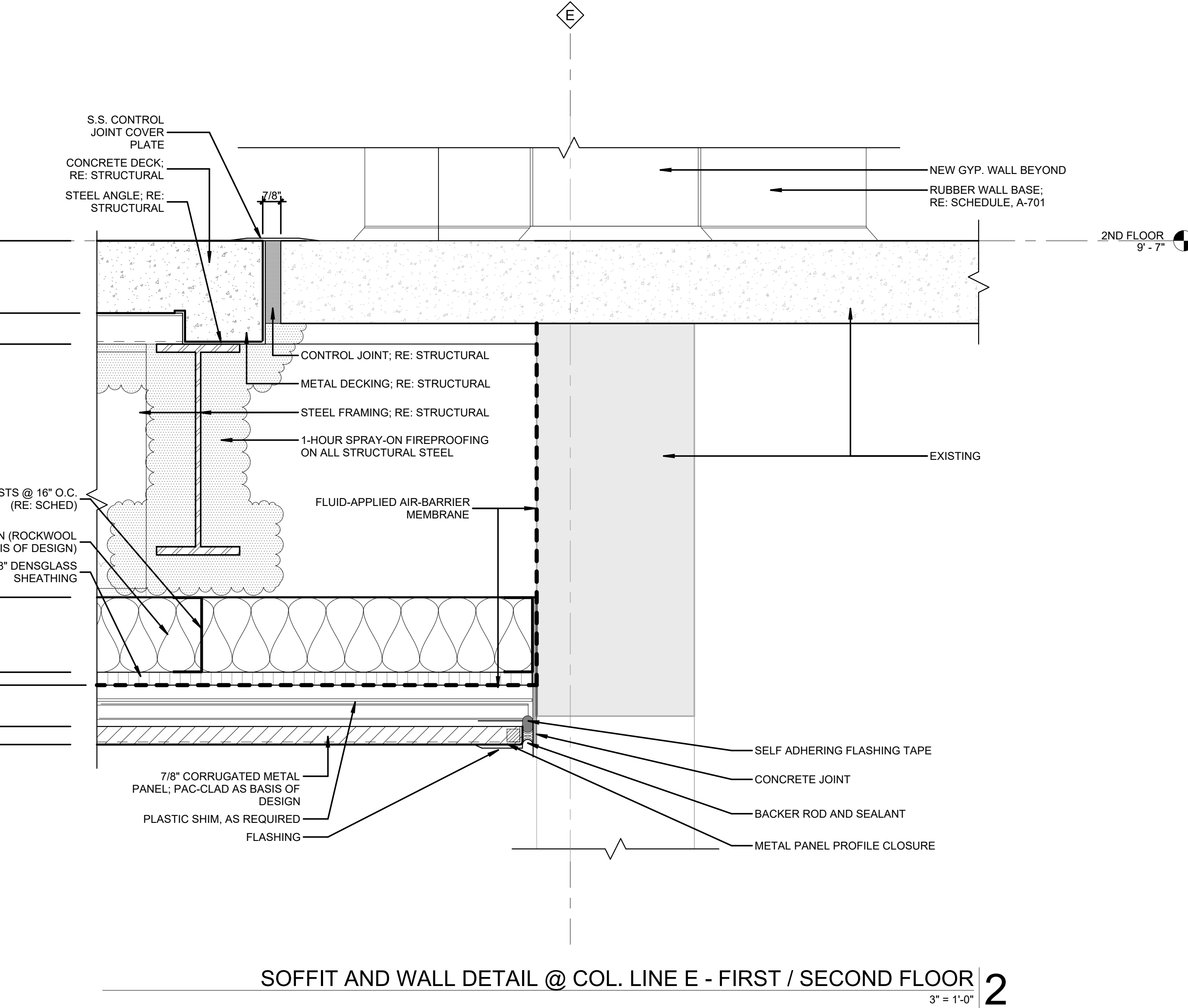
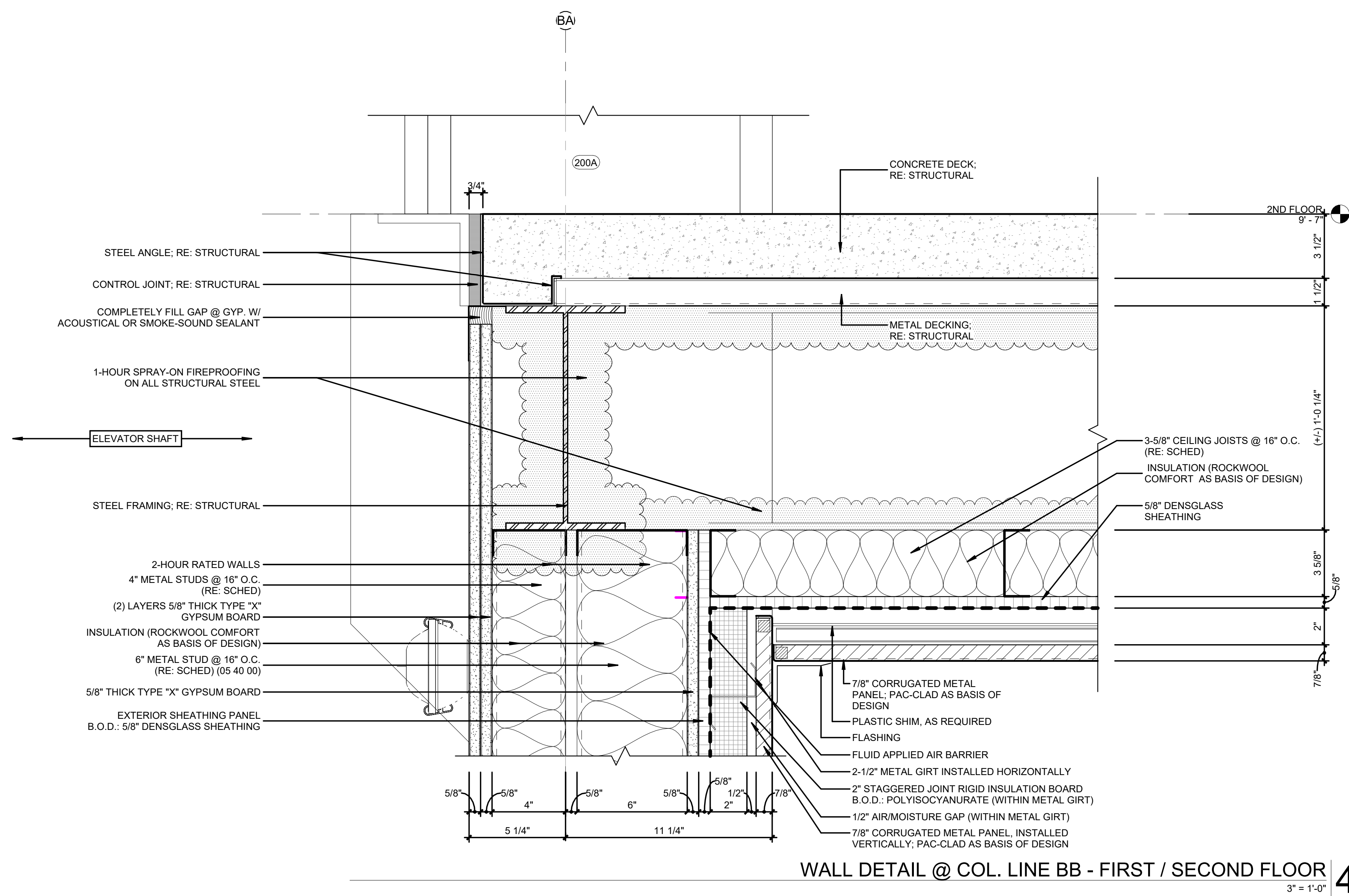
**THIRD FLOOR RENOVATION OF
BLDG 29 LABORATORIES AT NIRC**

4401 W. ADMIRAL DOYLE DRIVE,
NEW IBERIA, LOUISIANA
70560

SECTION DETAILS

PROJECT NUMBER	DATE	PHASE	DRAWN BY	CHECKED BY
2025.040	APRIL 14, 2026	100% BID SET	CC	NM





NOTE:
ALL ELEVATOR AND MECHANICAL SHAFT FRAMING
IS AS PER SECTION 05 40 00 (COLD-FORMED METAL
FRAMING) UNLESS OTHERWISE NOTED.


REVISIONS		
NO.	DESCRIPTION	DATE

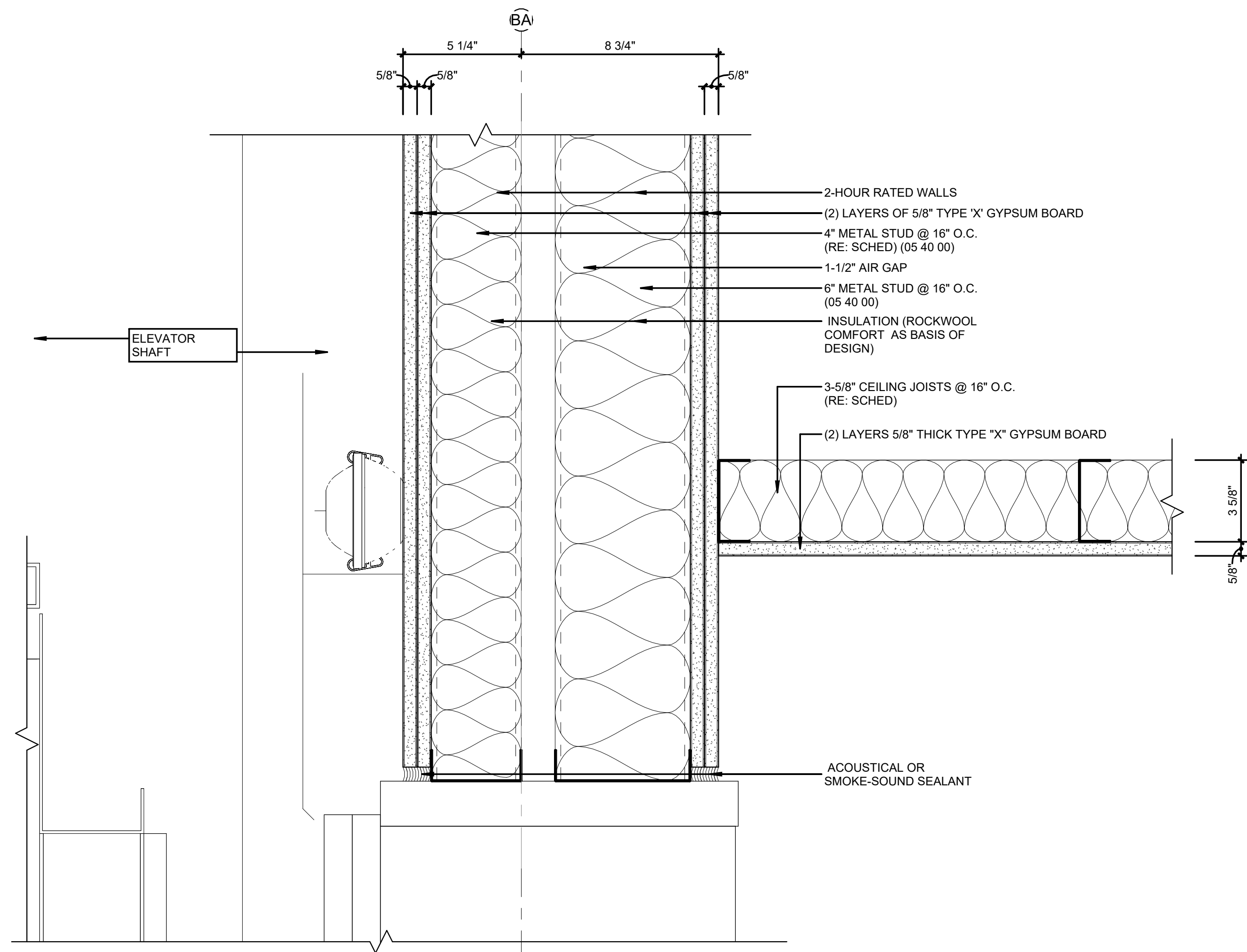
**THIRD FLOOR RENOVATION OF
BLDG 29 LABORATORIES AT NIRC**

4401 W. ADMIRAL DOYLE DRIVE,
NEW IBERIA, LOUISIANA
70560

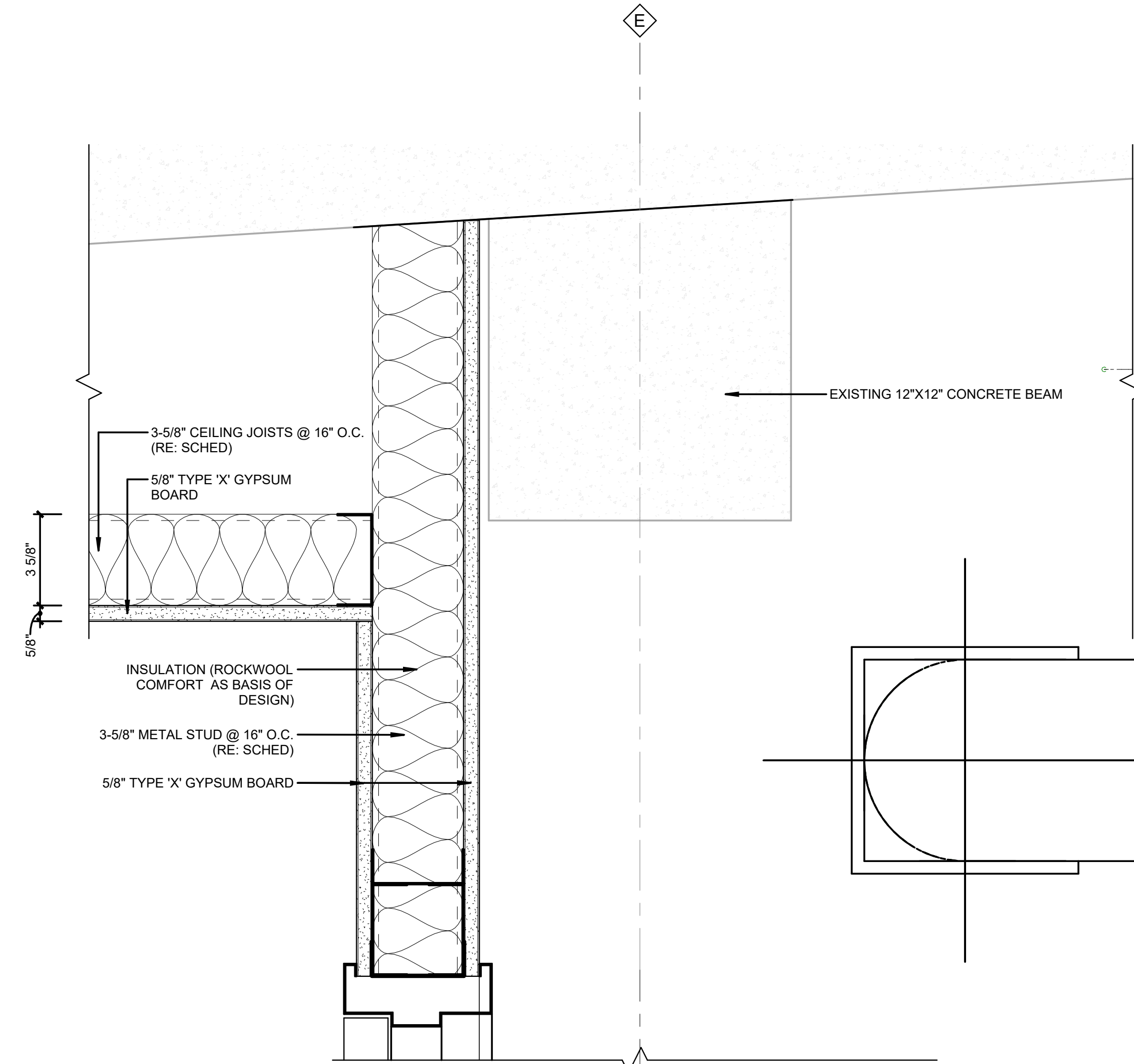
SECTION DETAILS

PROJECT NUMBER	2025.040	DRAWN BY	CC
DATE	APRIL 14, 2026	CHECKED BY	NM
PHASE	100% BID SET		

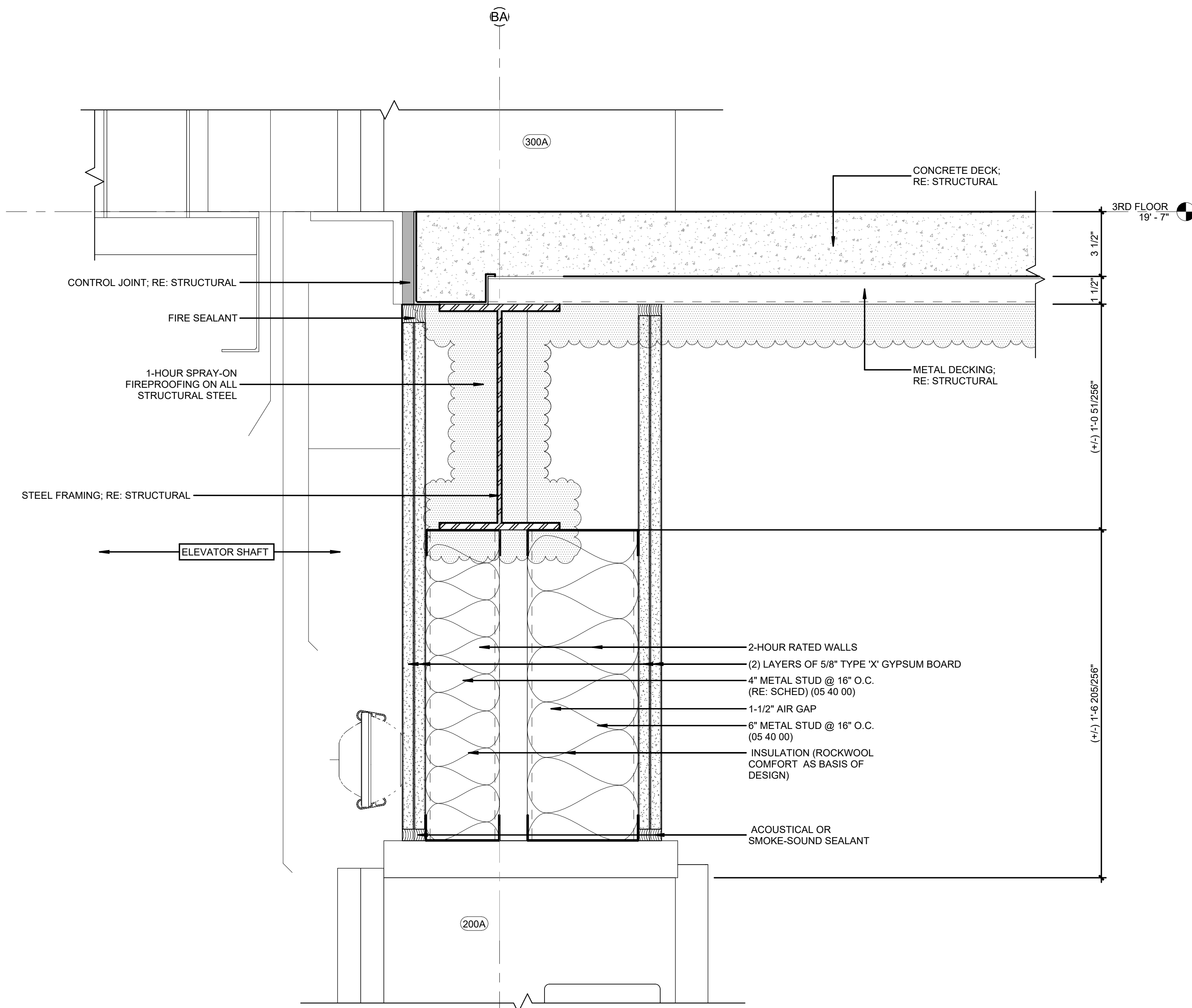




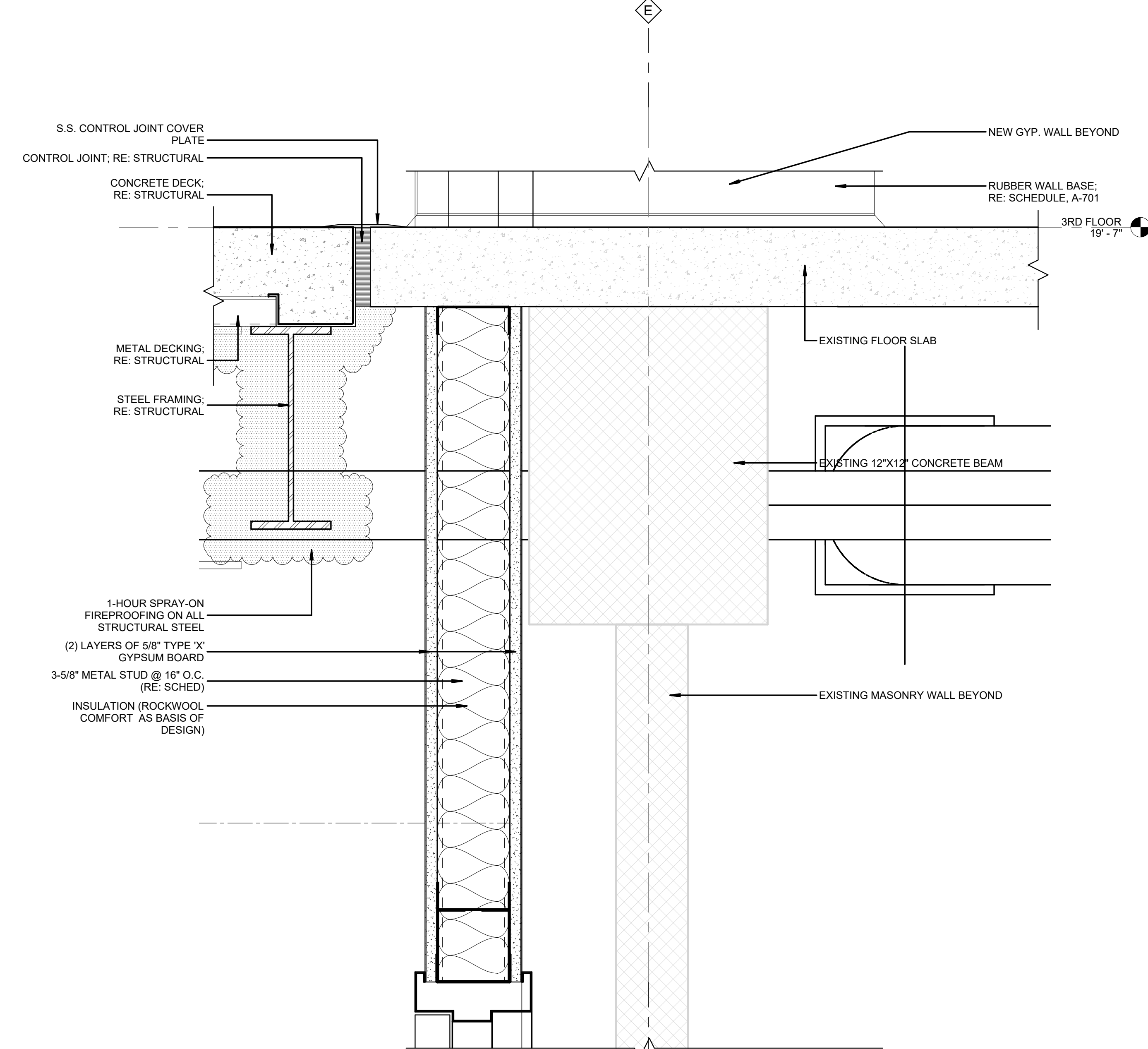
WALL DETAIL @ COL. LINE BB - THIRD FLOOR CEILING 4
 3" = 1'-0"



WALL DETAIL @ COL. LINE E - THIRD FLOOR CEILING 2
 3" = 1'-0"



WALL DETAIL OF WALL AT COLUMN LINE BB BETWEEN B1 AND B2 AT THIRD FLOOR 3
 3" = 1'-0"



WALL DETAIL OF WALL AT COLUMN LINE E BETWEEN B1 AND B2 AT SECOND FLOOR 1
 3" = 1'-0"

NOTE:
 ALL ELEVATOR AND MECHANICAL SHAFT FRAMING
 IS AS PER SECTION 05 40 00 (COLD-FORMED METAL
 FRAMING) UNLESS OTHERWISE NOTED.


REVISIONS		
NO.	DESCRIPTION	DATE

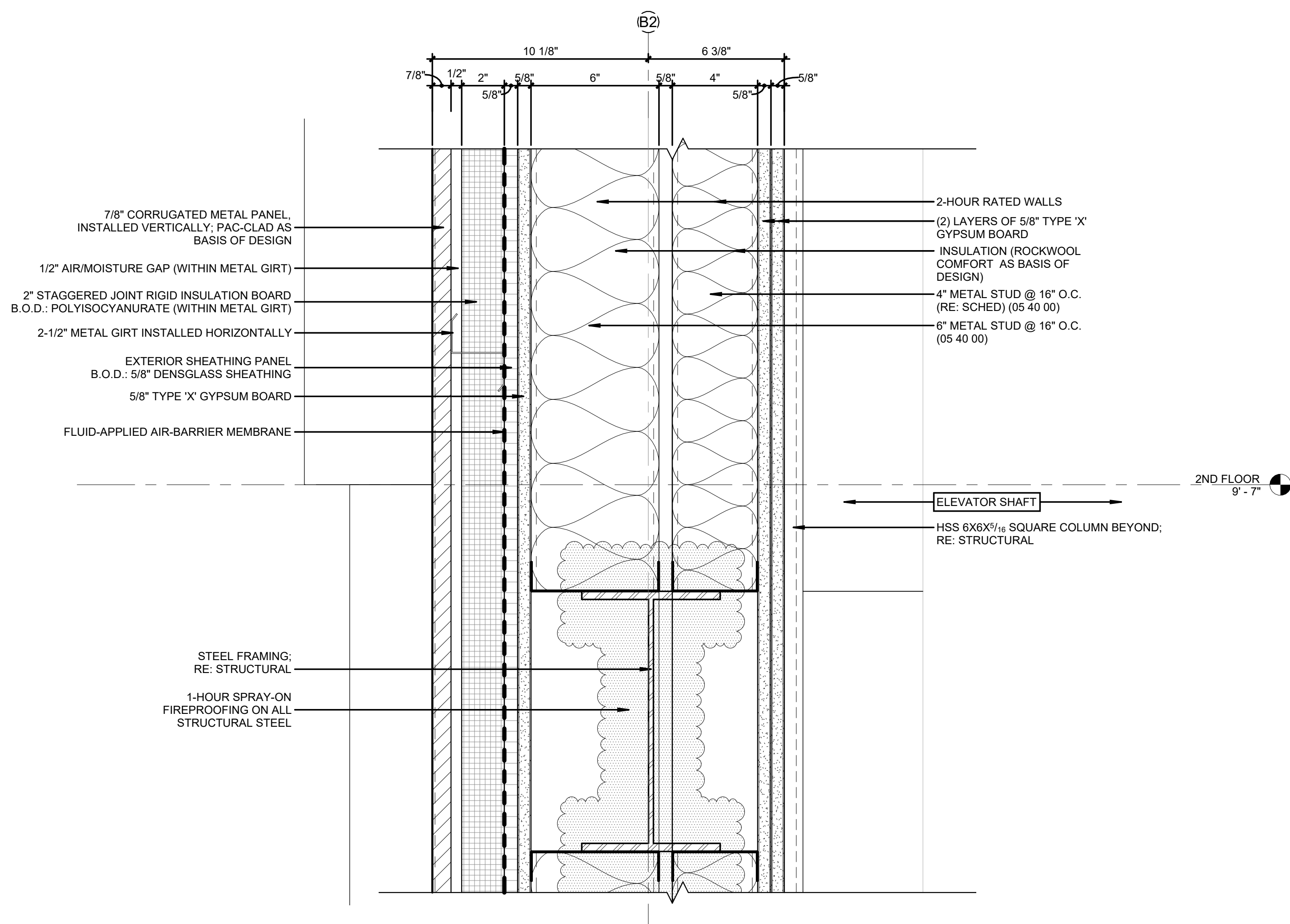
**THIRD FLOOR RENOVATION OF
 BLDG 29 LABORATORIES AT NIRC**

4401 W. ADMIRAL DOYLE DRIVE,
 NEW IBERIA, LOUISIANA
 70560

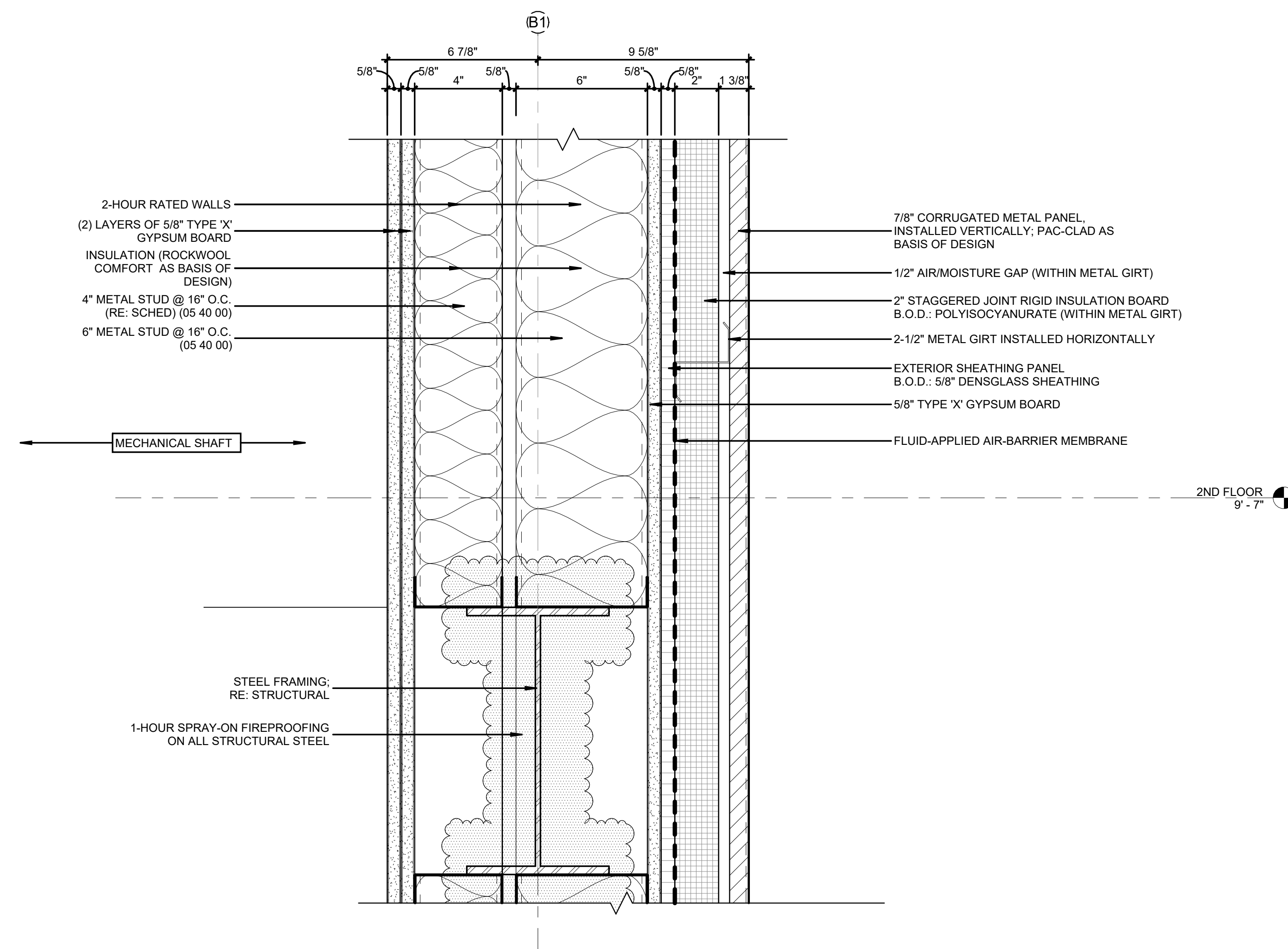
SECTION DETAILS

PROJECT NUMBER 2025.040	DRAWN BY CC
DATE APRIL 14, 2026	CHECKED BY NM
PHASE 100% BID SET	

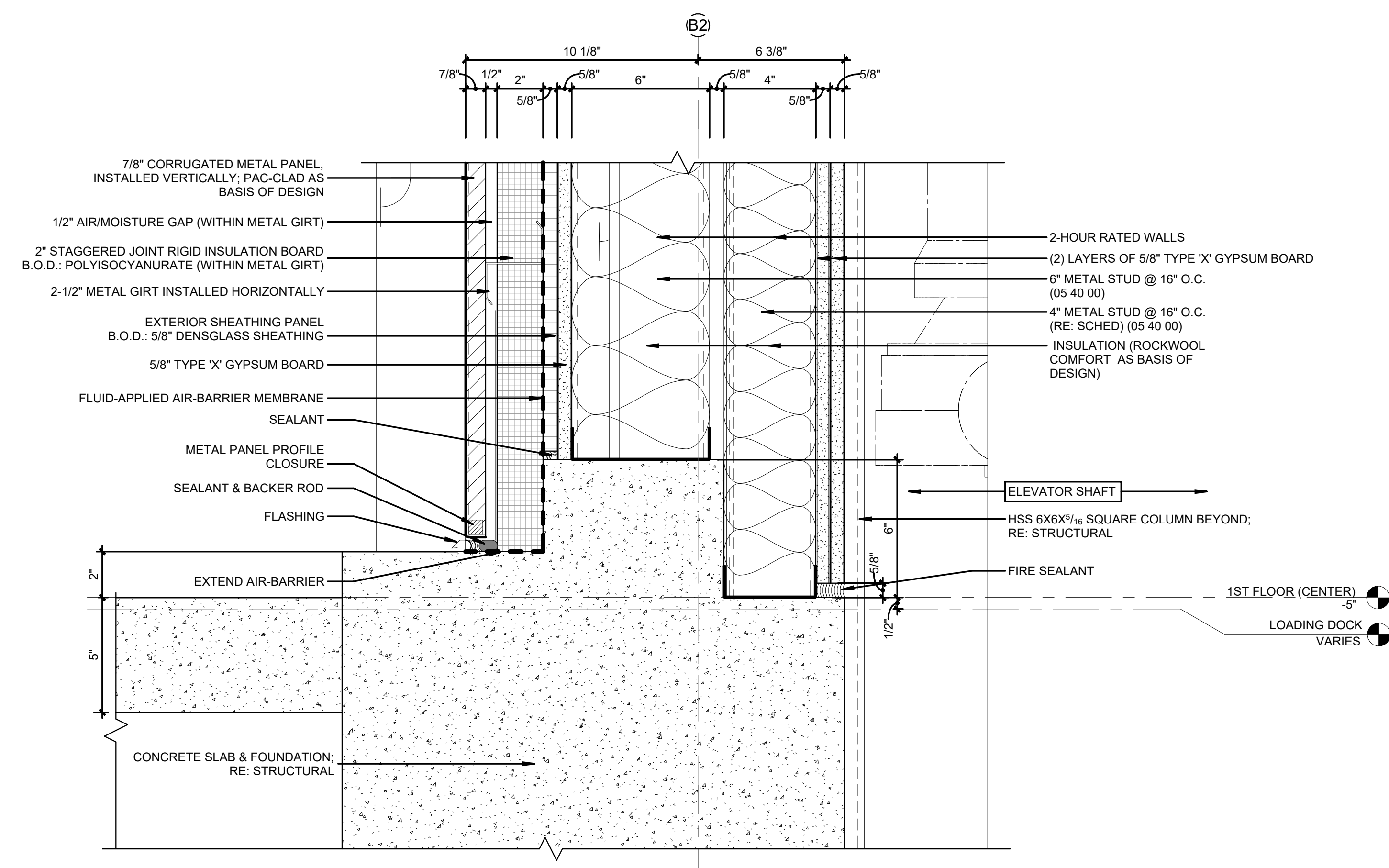




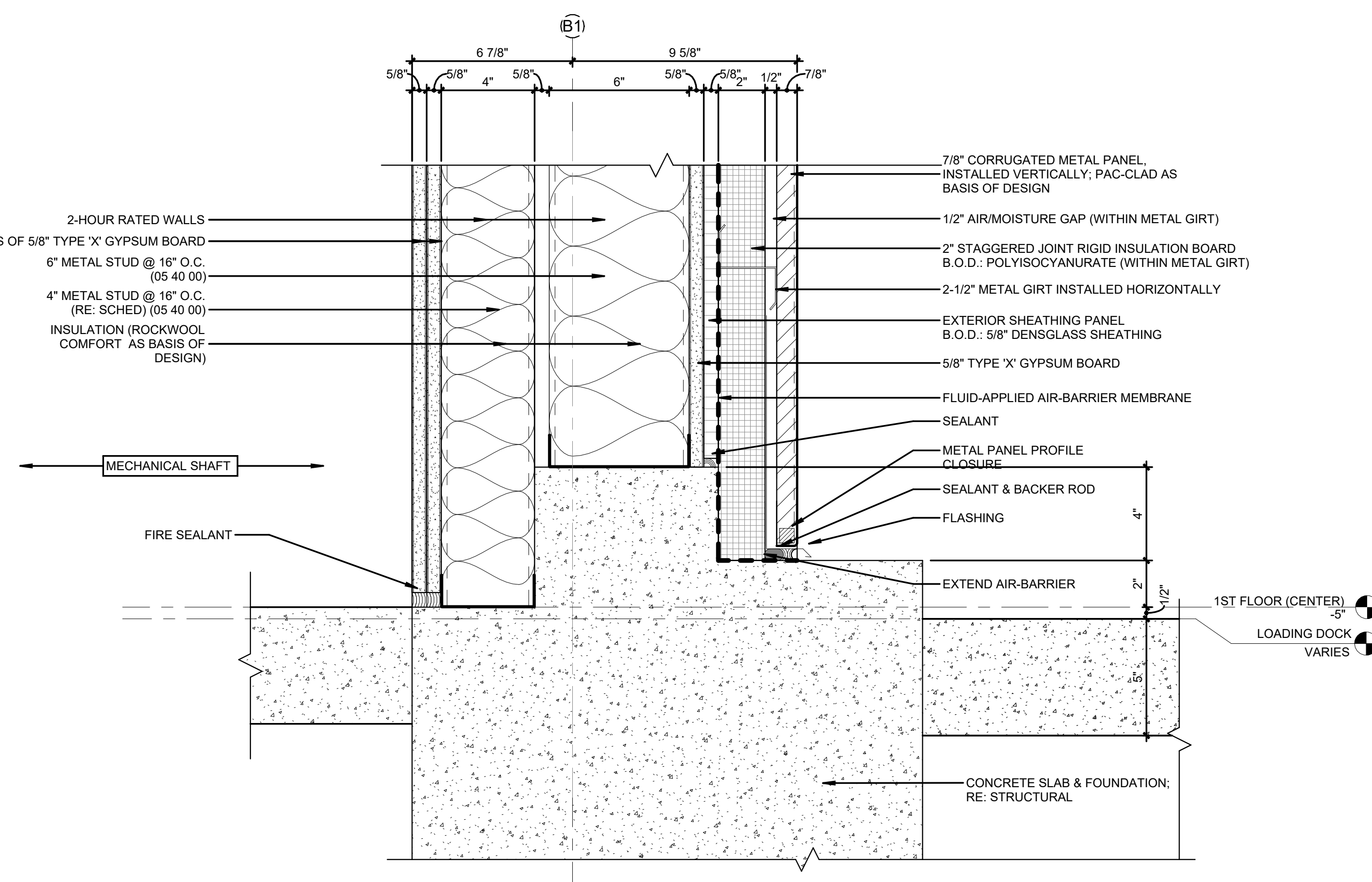
WALL DETAIL @ COL. LINE B2 - SECOND FLOOR
3" = 1'-0" 4



WALL DETAIL @ COL. LINE B1 - SECOND FLOOR
3" = 1'-0" 2



WALL DETAIL @ COL. LINE B2 - FIRST FLOOR
3" = 1'-0" 3



WALL DETAIL @ COL. LINE B1 - FIRST FLOOR
3" = 1'-0" 1

NOTE:
ALL ELEVATOR AND MECHANICAL SHAFT FRAMING
IS AS PER SECTION 05 40 00 (COLD-FORMED METAL
FRAMING) UNLESS OTHERWISE NOTED.


REVISIONS		
NO.	DESCRIPTION	DATE

**THIRD FLOOR RENOVATION OF
BLDG 29 LABORATORIES AT NIRC**

4401 W. ADMIRAL DOYLE DRIVE,
NEW IBERIA, LOUISIANA
70560

SECTION DETAILS

PROJECT NUMBER 2025.040	DRAWN BY CC
DATE APRIL 14, 2026	CHECKED BY NM
PHASE 100% BID SET	



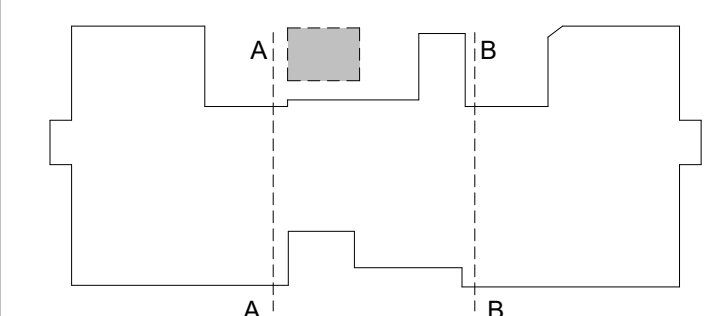
LEGEND OF SYMBOLS

- EXISTING PARTITION
- NEW CONSTRUCTION PARTITION
- FUTURE CONSTRUCTION PARTITION
- KEYED PLAN NOTE
- 1-HOUR WALL
- 2-HOUR WALL
- WINDOW TAG
- AREA NOT INCLUDED IN SCOPE
- FREEZER - OWNER FURNISHED / OWNER INSTALLED
- FREEZER - OWNER FURNISHED / OWNER INSTALLED
- EMERGENCY EYE WASH & SHOWER
- HAND WASH SINK
- SINK W/ EYEWASH
- 34" ADA HEIGHT
- BIO-SAFETY CABINET B.O.D. THE BAKER COMPANY - STERILGARD CLASS II TYPE A2 BIOSAFETY CABINET (OF0I)
- KO KNEE OPENING
- D DRAWERS
- OS OPEN SHELVES
- OUTLET
- FUME HOOD
- DRINKING FOUNTAIN
- FIRE EXTINGUISHER CABINET

GENERAL NOTES

- A. PLAN DIMENSIONS FOR NEW CONSTRUCTION ARE TO COLUMN CENTERS. FACE OF FRAMING AT INTERIOR FRAMED WALLS, FACE OF SHEATHING AT EXTERIOR FRAMED WALLS, & FACE OF SLAB TYPICAL OPENINGS ARE DIMENSIONED TO CENTERLINE.
- B. REFER TO SHEETS A-501 & A-502 FOR INTERIOR PARTITION DETAILS
- C. REFER TO SHEET A-502 FOR DOOR & WINDOW SCHEDULE
- D. REFER TO ENLARGED PLAN SHEETS (A-421 - A-425) FOR DOOR & WINDOW TAGS
- E. DOORS ARE LOCATED WITH A 4" MINIMUM GAP BETWEEN EDGE OF JAMB & FINISH FACE OF WALL
- F. ALL NEW SBS ROOFING IS TO BE CONSTRUCTED AT A MINIMUM SLOPE OF 1/4"12"
- G. DASHED WINDOWS INDICATE THAT THE WINDOW IS ABOVE THE FLOOR PLAN'S CUT PLANE OF 4'-0"
- H. REPAIR DRYWALL WHERE WALLS HAVE BEEN REMOVED AND ADJUST NEW WALLS AS REQUIRED SO FACE OF NEW WALLS LINE UP WITH FACE OF EXISTING WALLS TO REMAIN.
- I. MAINTAIN REQUIRED SUPPORT FOR ALL SYSTEMS AS REQUIRED I.E., CEILING GRID, CABLES, ETC.
- J. MAINTAIN REQUIRED FIRE RATING ON ALL EXISTING I.E., WALLS COLUMNS, STRUCTURAL MEMBERS, FLOOR & CEILING ASSEMBLIES, ETC.
- K. INFILL OPENINGS IN EXISTING EXTERIOR MASONRY WALLS WITH NEW CMU TO MATCH EXISTING UNIT SIZE, WEIGHT, AND STRENGTH. CONTRACTOR SHALL DOWEL NEW INFILL TO EXISTING MASONRY AS PER STRUCTURAL NOTES ON 6S-502. ALL MORTAR JOINTS SHALL BE TOOLED TO MATCH EXISTING PROFILE (E.G., CONCAVE) AND COLOR. ENSURE FULL BED AND HEAD JOINTS FOR ALL NEW UNITS. LEAVE A 1/4" - 3/4" GAP AT THE VERY TOP AND FILL WITH NON-SHRINK GROUT OR BACKER ROD + SEALANT TO ACCOUNT FOR DEFLECTION.

KEY PLAN



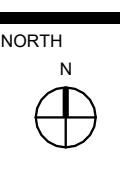
REVISIONS

NO.	DESCRIPTION	DATE
-----	-------------	------


THIRD FLOOR RENOVATION OF BLDG 29 LABORATORIES AT NIRC

4401 W. ADMIRAL DOYLE DRIVE,
 NEW IBERIA, LOUISIANA
 70560

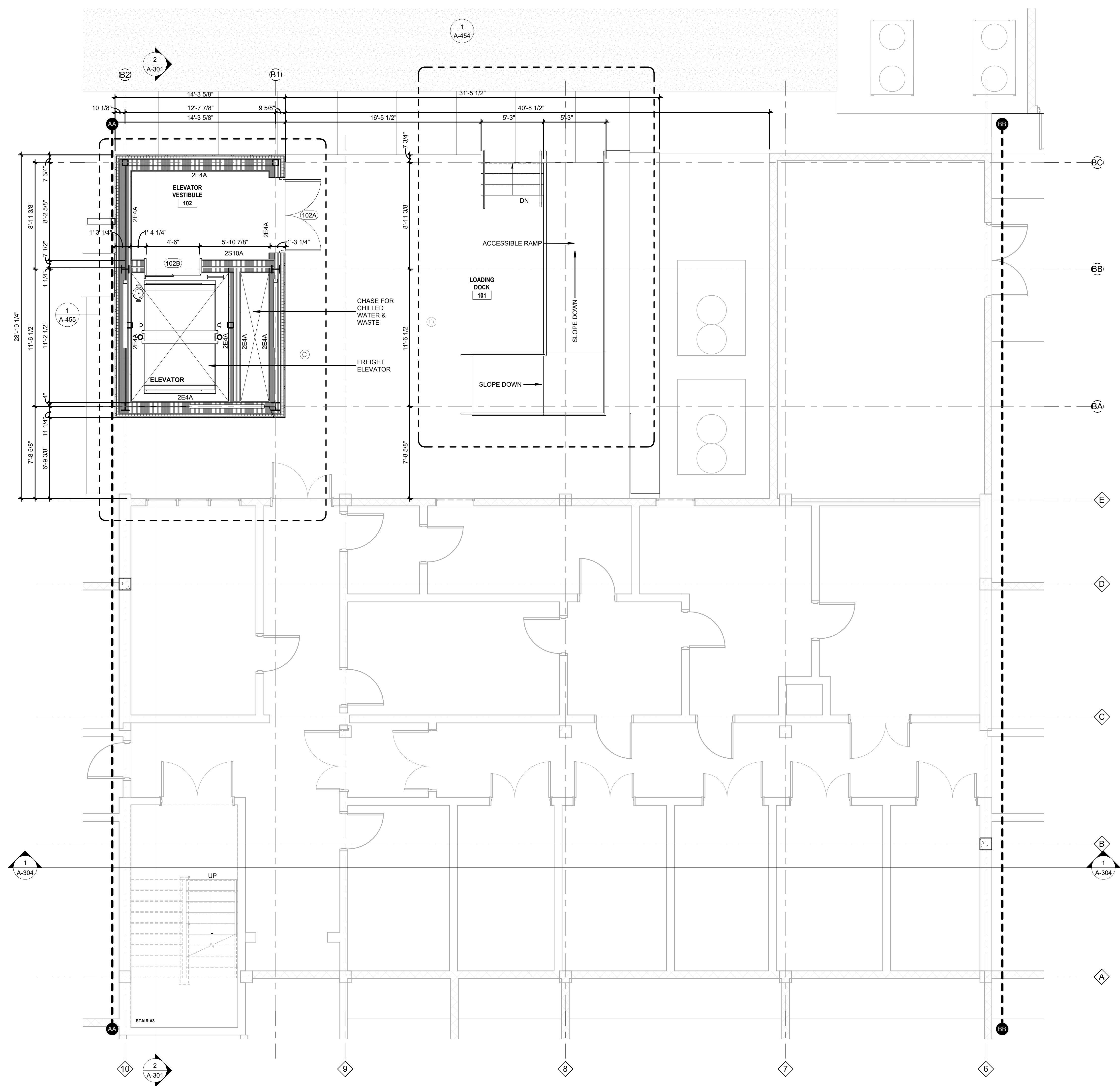
ENLARGED FIRST FLOOR - CENTER



PROJECT NUMBER	2025.040	DRAWN BY	CC
DATE	APRIL 14, 2026	CHECKED BY	NM
PHASE	100% BID SET		



A-421



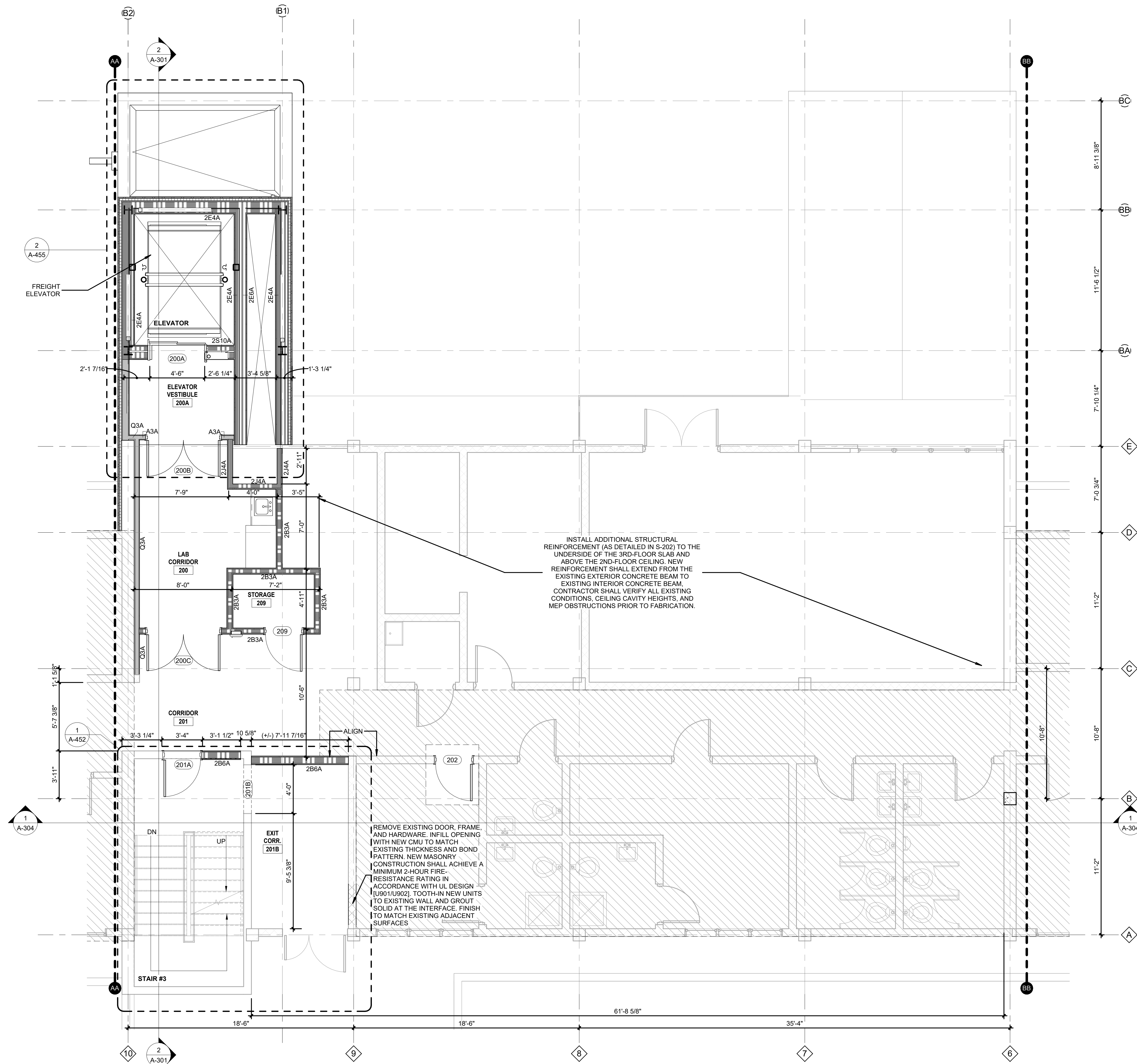
ENLARGED FIRST FLOOR PLAN - CENTER 1
 1/4" = 1'-0"

LEGEND OF SYMBOLS

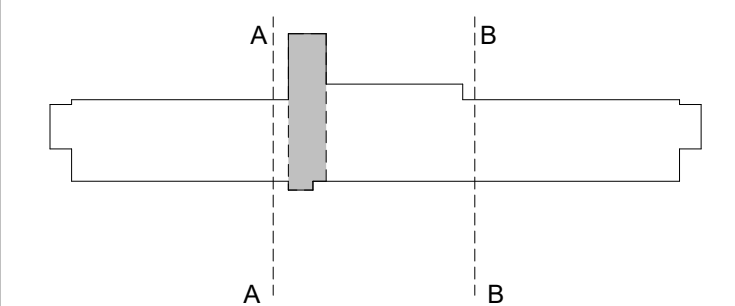
- EXISTING PARTITION
- NEW CONSTRUCTION PARTITION
- FUTURE CONSTRUCTION PARTITION
- KEYED PLAN NOTE
- 1-HOUR WALL
- 2-HOUR WALL
- WINDOW TAG
- AREA NOT INCLUDED IN SCOPE
- FREEZER - OWNER FURNISHED / OWNER INSTALLED
- FREEZER - OWNER FURNISHED / OWNER INSTALLED
- EMERGENCY EYE WASH & SHOWER
- HAND WASH SINK
- SINK W/ EYEWASH
- 34" ADA HEIGHT
- BIO-SAFETY CABINET
S.D. THE BAKER COMPANY, STERILGARD CLASS II TYPE A2 BIOSAFETY CABINET (OFO)
- KNEE OPENING
- DRAWERS
- OPEN SHELVES
- OUTLET
- FUME HOOD
- DRINKING FOUNTAIN
- FIRE EXTINGUISHER CABINET

GENERAL NOTES

- A. PLAN DIMENSIONS FOR NEW CONSTRUCTION ARE TO COLUMN CENTERS. FACE OF FRAMING AT INTERIOR FRAMED WALLS. FACE OF SHEATHING AT EXTERIOR FRAMED WALLS, & FACE OF SLAB TYPICAL OPENINGS ARE DIMENSIONED TO CENTERLINE.
- B. REFER TO SHEETS A-501 & A-502 FOR INTERIOR PARTITION DETAILS.
- C. REFER TO SHEET A-602 FOR DOOR & WINDOW SCHEDULE.
- D. REFER TO ENLARGED PLAN SHEETS (A-421 - A-425) FOR DOOR & WINDOW TAGS.
- E. DOORS ARE LOCATED WITH A 4" MINIMUM GAP BETWEEN EDGE OF JAMB & FINISH FACE OF WALL.
- F. ALL NEW SBS ROOFING IS TO BE CONSTRUCTED AT A MINIMUM SLOPE OF 1/4"12".
- G. DASHED WINDOWS INDICATE THAT THE WINDOW IS ABOVE THE FLOOR PLAN'S CUT PLANE OF 4'-0".
- H. REPAIR DRYWALL WHERE WALLS HAVE BEEN REMOVED AND ADJUST NEW WALLS AS REQUIRED SO FACE OF NEW WALLS LINE UP WITH FACE OF EXISTING WALLS TO REMAIN.
- I. MAINTAIN REQUIRED SUPPORT FOR ALL SYSTEMS AS REQUIRED I.E., CEILING GRID, CABLES, ETC.
- J. MAINTAIN REQUIRED FIRE RATING ON ALL EXISTING I.E., WALLS COLUMNS, STRUCTURAL MEMBERS, FLOOR & CEILING ASSEMBLIES, ETC.
- K. INFILL OPENINGS IN EXISTING EXTERIOR MASONRY WALLS WITH NEW CMU TO MATCH EXISTING UNIT SIZE, WEIGHT, AND STRENGTH. CONTRACTOR SHALL DOWEL NEW INFILL TO EXISTING MASONRY AS PER STRUCTURAL NOTES ON 6/S-502. ALL MORTAR JOINTS SHALL BE TOOLED TO MATCH EXISTING PROFILE (E.G., CONCAVE) AND COLOR. ENSURE FULL BED AND HEAD JOINTS FOR ALL NEW UNITS. LEAVE A 1/4" - 3/4" GAP AT THE VERY TOP AND FILL WITH NON-SHRINK GROUT OR BACKER ROD + SEALANT TO ACCOUNT FOR DEFLECTION.



KEY PLAN



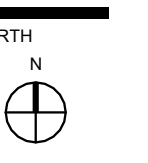
REVISIONS

NO.	DESCRIPTION	DATE
1	A-304	


THIRD FLOOR RENOVATION OF BLDG 29 LABORATORIES AT NIRC

4401 W. ADMIRAL DOYLE DRIVE,
 NEW IBERIA, LOUISIANA
 70560

ENLARGED SECOND FLOOR PLAN - CENTER



PROJECT NUMBER	2025.040	DRAWN BY	CC
DATE	APRIL 14, 2026	CHECKED BY	NM
PHASE	100% BID SET		



LEGEND OF SYMBOLS

- EXISTING PARTITION
- NEW CONSTRUCTION PARTITION
- FUTURE CONSTRUCTION PARTITION
- KEYED PLAN NOTE
- 1-HOUR WALL
- 2-HOUR WALL
- WINDOW TAG
- AREA NOT INCLUDED IN SCOPE
- FREEZER - OWNER FURNISHED / OWNER INSTALLED
- FREEZER - OWNER FURNISHED / OWNER INSTALLED
- EMERGENCY EYE WASH & SHOWER
- HAND WASH SINK
- SINK W/ EYEWASH
- 34" ADA HEIGHT
- BIO-SAFETY CABINET S.O.D. THE BAKER COMPANY, STERILGARD CLASS II TYPE A2 BIOSAFETY CABINET (OFOI)
- KNEE OPENING
- DRAWERS
- OPEN SHELVES
- OUTLET
- FUME HOOD
- DRINKING FOUNTAIN
- FIRE EXTINGUISHER CABINET

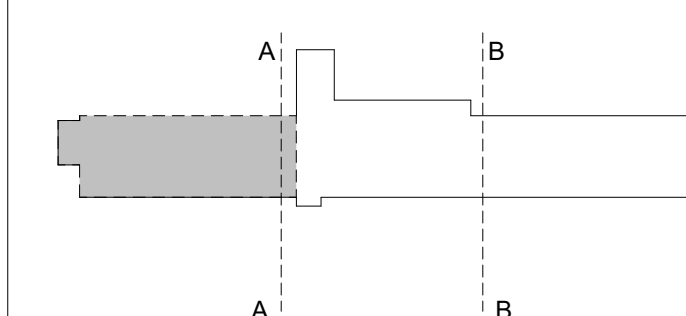
GENERAL NOTES

- A. PLAN DIMENSIONS FOR NEW CONSTRUCTION ARE TO COLUMN CENTERS, FACE OF FRAMING AT INTERIOR FRAMED WALLS, FACE OF SHEATHING AT EXTERIOR FRAMED WALLS, & FACE OF SLAB TYPICAL OPENINGS ARE DIMENSIONED TO CENTERLINE.
- B. REFER TO SHEETS A-501 & A-502 FOR INTERIOR PARTITION DETAILS.
- C. REFER TO SHEET A-802 FOR DOOR & WINDOW SCHEDULE.
- D. REFER TO ENLARGED PLAN SHEETS (A-421 - A-425) FOR DOOR & WINDOW TAGS.
- E. DOORS ARE LOCATED WITH A 4" MINIMUM GAP BETWEEN EDGE OF JAMB & FINISH FACE OF WALL.
- F. ALL NEW SBS ROOFING IS TO BE CONSTRUCTED AT A MINIMUM SLOPE OF 1/4"12".
- G. DASHED WINDOWS INDICATE THAT THE WINDOW IS ABOVE THE FLOOR PLAN'S CUT PLANE OF 4'-0".
- H. REPAIR DRYPWALL WHERE WALLS HAVE BEEN REMOVED AND ADJUST NEW WALLS AS REQUIRED SO FACE OF NEW WALLS LINE UP WITH FACE OF EXISTING WALLS TO REMAIN.
- I. MAINTAIN REQUIRED SUPPORT FOR ALL SYSTEMS AS REQUIRED I.E., CEILING GRID, CABLES, ETC.
- J. MAINTAIN REQUIRED FIRE RATING ON ALL EXISTING I.E., WALLS COLUMNS, STRUCTURAL MEMBERS, FLOOR & CEILING ASSEMBLIES, ETC.
- K. INFILL OPENINGS IN EXISTING EXTERIOR MASONRY WALLS WITH NEW CMU TO MATCH EXISTING UNIT SIZE, WEIGHT, AND STRENGTH. CONTRACTOR SHALL DOWEL NEW INFILL TO EXISTING MASONRY AS PER STRUCTURAL NOTES ON 6/S-502. ALL MORTAR JOINTS SHALL BE TOoled TO MATCH EXISTING PROFILE (E.G., CONCAVE) AND COLOR. ENSURE FULL BED AND HEAD JOINTS FOR ALL NEW UNITS. LEAVE A 1/4" - 3/4" GAP AT THE VERY TOP AND FILL WITH NON-SHRINK GROUT OR BACKER ROD + SEALANT TO ACCOUNT FOR DEFLECTION.

CASEWORK NOTES

- a. VERIFY ALL DIMENSIONS IN THE FIELD BEFORE FABRICATION OF THE CASEWORK.
- b. OVERALL LENGTH OF BENCHTOPS EQUALS THE DIMENSIONED LENGTH OF THE CASEWORK PLUS A 1/2-INCH OVERHANG AT EACH END.
- c. UNLESS OTHERWISE NOTED, PROVIDE 2'-9"-WIDE WALL BENCH TOPS, INCLUDING BACKSPLASH, AND 1-INCH FRONT OVERHANG. PROVIDE 5'-6"-WIDE ISLAND OR PENINSULA BENCH TOPS, INCLUDING A 1-INCH OVERHANG ON EACH SIDE.
- d. MAINTAIN THE OVERALL NOMINAL HEIGHT OF THE BASE CABINETS TOP AS SHOWN ON THE DRAWINGS. BEGIN INSTALLATION OF THE CASEWORK AT THE HIGH POINT OF THE FLOOR, AT EACH BENCH WITH THE LEVELERS SCREWED IN AS FAR AS POSSIBLE.
- e. FILL SEAL AND FINISH ALL EXPOSED-TO-VIEW COUNTERTOP EDGES, BACKS OF SPLASHES, AND ALL EDGES OF TABLES.
- f. FINISH ALL CASEWORK, FUME HOODS, AND OTHER FURNISHINGS WITH EXPOSED-TO-VIEW BACKS AND SIDES.
- g. INSTALL FILLER PANELS BETWEEN BACK OF CABINETS OR HOODS AND WALLS AT EXPOSED ENDS AND WHERE BASE CABINETS AND/OR HOODS ARE SET BACK-TO-BACK. INSTALL FILLER PANEL EVEN WHERE NO BASE CABINET OCCURS BUT BENCH IS PRESENT.
- h. SPACE AND POSITION WALL SHELVING AND REAGENT SHELVING SUPPORTS TO CLEAR FITTING, ELECTRICAL PEDESTALS, SINKS, AND CURBSINKS.
- i. CAULK ALL PENETRATIONS THROUGH COUNTERTOPS WITH ACID-RESISTANT SEALANT.
- j. OFFICE FURNITURE SHOWN FOR REFERENCE ONLY.
- k. BIO SAFETY CABINET CLEARANCE REF. 3/A-302.
- l. ALL WALL CABINETS ARE 13" DEEP.

KEY PLAN



REVISIONS

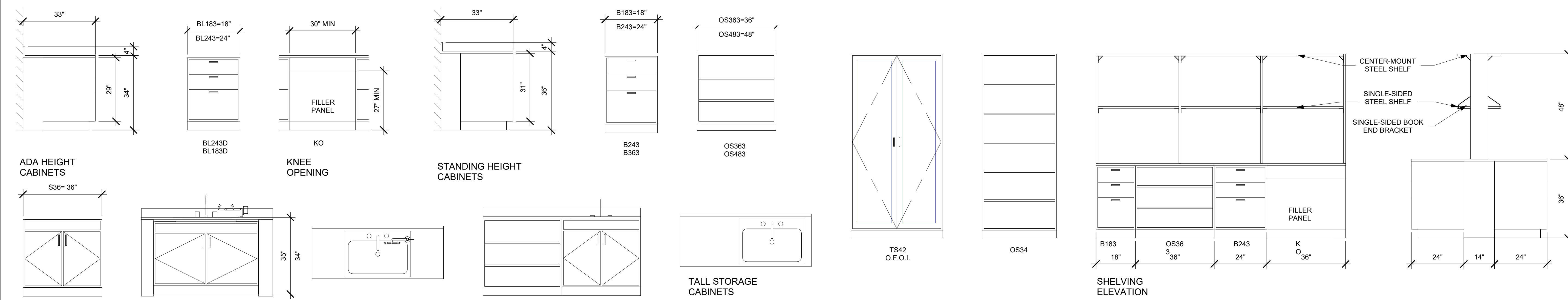

NO.	DESCRIPTION	DATE

THIRD FLOOR RENOVATION OF BLDG 29 LABORATORIES AT NIRC

4401 W. ADMIRAL DOYLE DRIVE,
 NEW IBERIA, LOUISIANA
 70560

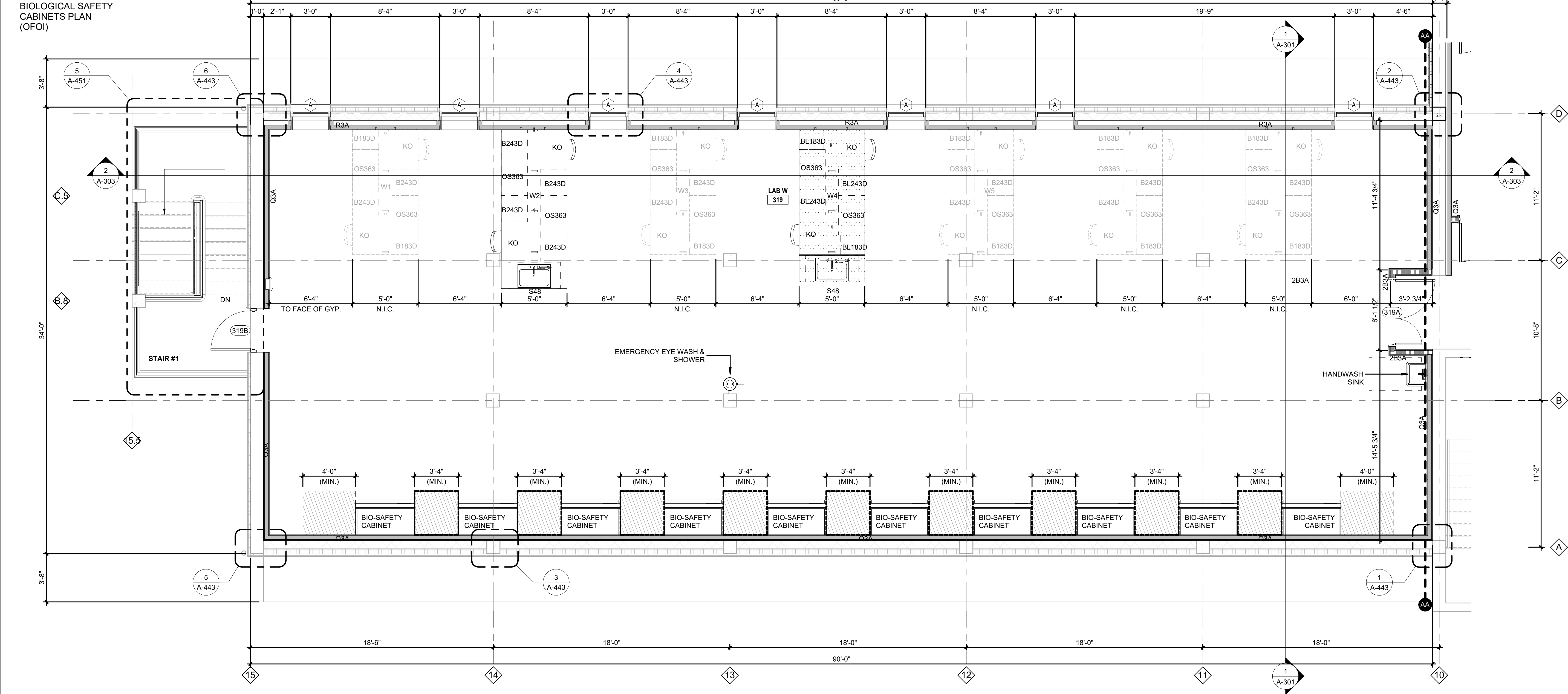
ENLARGED THIRD FLOOR PLAN - WEST WING

PROJECT NUMBER	DATE	PHASE	DRAWN BY	CHECKED BY
2025.040	APRIL 14, 2026	100% BID SET	CC	NM



CLARIFICATION OF LAB CASEWORK DESIGNATIONS

NAME	DESCRIPTION	MANUFACTURER	MODEL	COMMENTS
FUME HOOD	4' PROTECTOR PREMIER LABORATORY HOOD	LABCONCO	100400000	CFCI
DECK-MOUNTED EYEWASH	A DECK/SINK MOUNTED, DUAL-PURPOSE EYEWASH AND DRENCH HOSE STATION	WATERSAVER FAUCET CO.	EW1022	CFCI
UPRIGHT FREEZER	ENERGY-EFFICIENT ULTRA-LOW TEMPERATURE FREEZER	STIRLING ULTRACOLD	SU780XLE	OFOI
FACE/EYEWASH SHOWER COMBO	FREZE-PROTECTED BARRIER-FREE, FLOOR-MOUNTED HEAT-TRACED COMBINATION EMERGENCY FACE/EYEWASH SHOWER STATION	SNON SAFETY PRODUCTS	TF3ME2100100	CFCI
LIQUID NITROGEN FREEZER	HIGH-CAPACITY LIQUID NITROGEN FREEZER	G. BIOMEDICAL	38K	OFOI
BIO-SAFETY CABINET	STERILGARD 6' CLASS II, TYPE A-2 BIO-SAFETY CABINET	THE BAKER COMPANY	SG603A-HE	OFOI



ENLARGED THIRD FLOOR PLAN - WEST WING

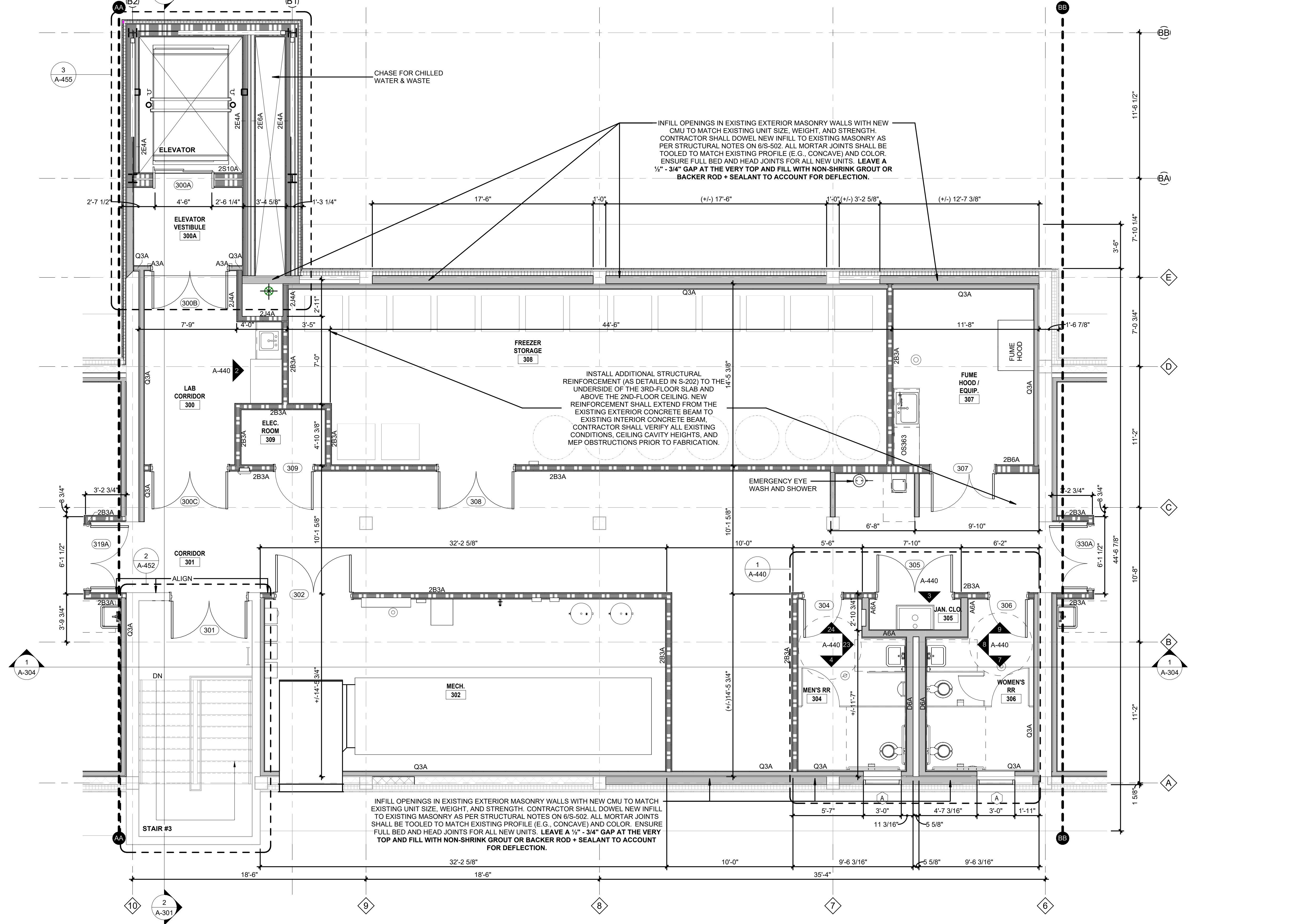
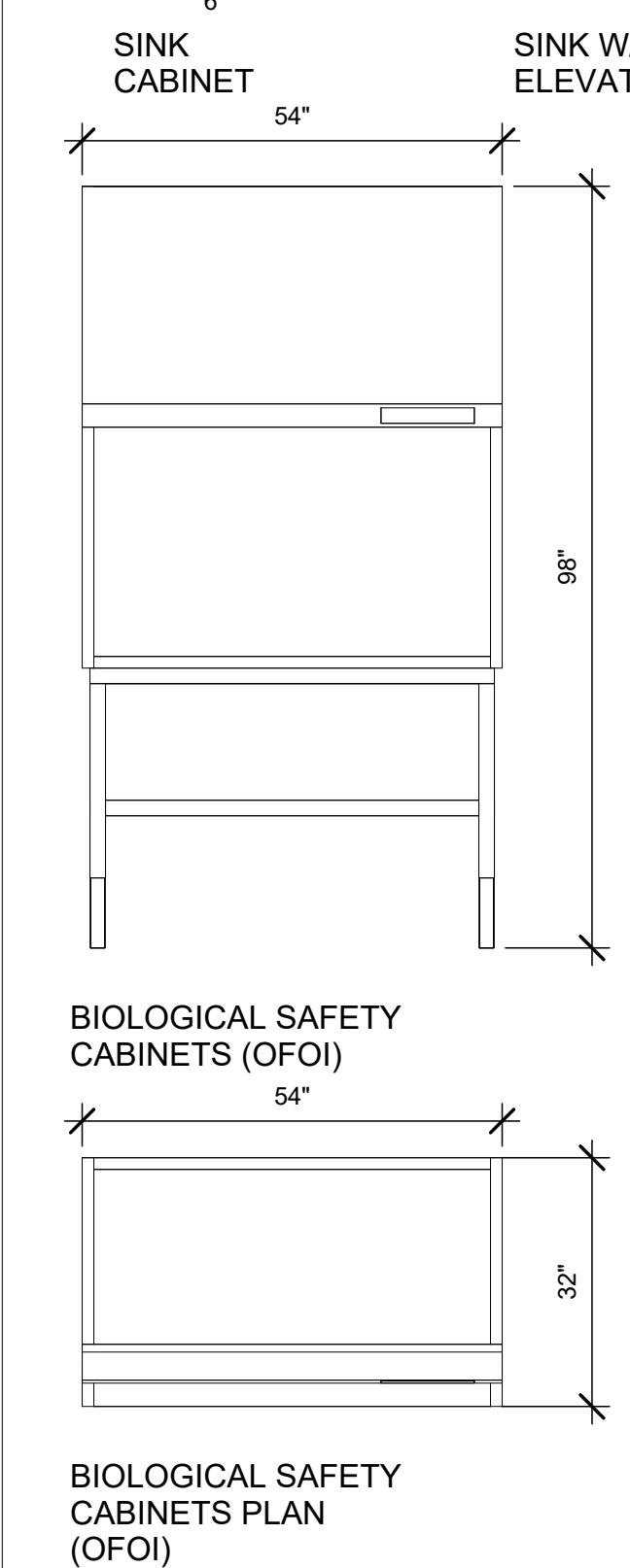
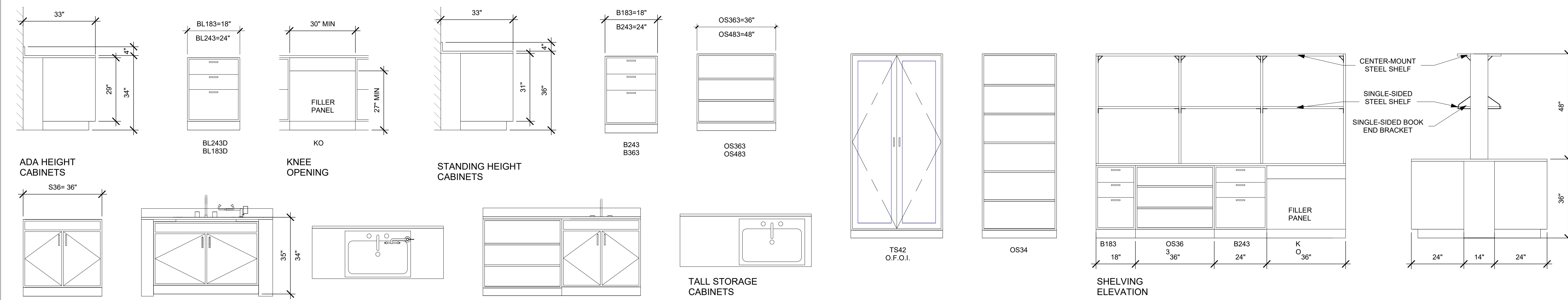
AS PER DRM APPENDIX A - BIOLOGICAL SAFETY CABINET (BSC) PLACEMENT REQUIREMENTS FOR NEW BUILDINGS AND RENOVATIONS MIN.

LEGEND OF SYMBOLS

- EXISTING PARTITION
- NEW CONSTRUCTION PARTITION
- FUTURE CONSTRUCTION PARTITION
- KEYED PLAN NOTE
- 1-HOUR WALL
- 2-HOUR WALL
- WINDOW TAG
- AREA NOT INCLUDED IN SCOPE
- FREEZER - OWNER FURNISHED / OWNER INSTALLED
- FREEZER - OWNER FURNISHED / OWNER INSTALLED
- EMERGENCY EYE WASH & SHOWER
- HAND WASH SINK
- SINK W/ EYEWASH
- 34" ADA HEIGHT
- BIO-SAFETY CABINET 3 D.D. THE BAKER COMPANY, STERILGARD CLASS II TYPE A2 BIOSAFETY CABINET (OFOI)
- KNEE OPENING
- DRAWERS
- OPEN SHELVES
- OUTLET
- FUME HOOD
- DRINKING FOUNTAIN
- FIRE EXTINGUISHER CABINET

CLARIFICATION OF LAB CASEWORK DESIGNATIONS
 1/2" = 1'-0"

NAME	DESCRIPTION	MANUFACTURER	MODEL	COMMENTS
FUME HOOD	4' PROTECTOR PREMIER LABORATORY HOOD	LABCONCO	100400000	CFCI
DECK-MOUNTED EYEWASH	A DECK/SINK MOUNTED, DUAL-PURPOSE EYEWASH AND DRENCH HOSE STATION	WATERSAVER FAUCET CO.	EW1022	CFCI
UPRIGHT FREEZER	ENERGY-EFFICIENT ULTRA-LOW TEMPERATURE FREEZER	STIRLING ULTRACOLD	SU780XLE	OFOI
FACE/EYEWASH SHOWER COMBO	FREZE-PROTECTED BARRIER-FREE, FLOOR-MOUNTED HEAT-TRACED COMBINATION EMERGENCY FACE/EYEWASH SHOWER STATION	ENCON SAFETY PRODUCTS	TF3MEZ100100	CFCI
LIQUID NITROGEN FREEZER	HIGH-CAPACITY LIQUID NITROGEN FREEZER	G. BIOMEDICAL	38K	OFOI
BIO-SAFETY CABINET	STERILGARD 6' CLASS II, TYPE A-2 BIO-SAFETY CABINET	THE BAKER COMPANY	SG603A-HE	OFOI



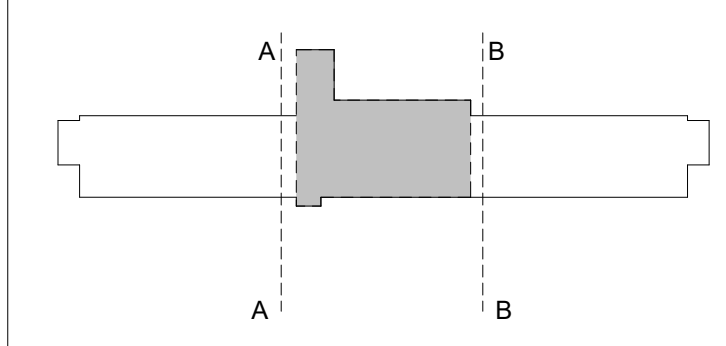
GENERAL NOTES

- A. PLAN DIMENSIONS FOR NEW CONSTRUCTION ARE TO COLUMN CENTERS, FACE OF FRAMING AT INTERIOR FRAMED WALLS, FACE OF SHEATHING AT EXTERIOR FRAMED WALLS, & FACE OF SLAB TYPICAL OPENINGS ARE DIMENSIONED TO CENTERLINE.
- B. REFER TO SHEETS A-501 & A-502 FOR INTERIOR PARTITION DETAILS.
- C. REFER TO SHEET A-602 FOR DOOR & WINDOW SCHEDULE.
- D. REFER TO ENLARGED PLAN SHEETS (A-421 - A-425) FOR DOOR & WINDOW TAGS.
- E. DOORS ARE LOCATED WITH A 4" MINIMUM GAP BETWEEN EDGE OF JAMB & FINISH FACE OF WALL.
- F. ALL NEW SBS ROOFING IS TO BE CONSTRUCTED AT A MINIMUM SLOPE OF 1/4"12".
- G. DASHED WINDOWS INDICATE THAT THE WINDOW IS ABOVE THE FLOOR PLAN'S CUT PLANE OF 4'-0".
- H. REPAIR DRYWALL WHERE WALLS HAVE BEEN REMOVED AND ADJUST NEW WALLS AS REQUIRED SO FACE OF NEW WALLS LINE UP WITH FACE OF EXISTING WALLS TO REMAIN.
- I. MAINTAIN REQUIRED SUPPORT FOR ALL SYSTEMS AS REQUIRED I.E., CEILING GRID, CABLES, ETC.
- J. MAINTAIN REQUIRED FIRE RATING ON ALL EXISTING I.E., WALLS COLUMNS, STRUCTURAL MEMBERS, FLOOR & CEILING ASSEMBLIES, ETC.
- K. INFILL OPENINGS IN EXISTING EXTERIOR MASONRY WALLS WITH NEW CMU TO MATCH EXISTING UNIT SIZE, WEIGHT, AND STRENGTH. CONTRACTOR SHALL DOWEL NEW INFILL TO EXISTING MASONRY AS PER STRUCTURAL NOTES ON 6/S-502. ALL MORTAR JOINTS SHALL BE TOoled TO MATCH EXISTING PROFILE (E.G., CONCAVE) AND COLOR. ENSURE FULL BED AND HEAD JOINTS FOR ALL NEW UNITS. LEAVE A 1/2" - 3/4" GAP AT THE VERY TOP AND FILL WITH NON-SHRINK GROUT OR BACKER ROD + SEALANT TO ACCOUNT FOR DEFLECTION.

CASEWORK NOTES

- a. VERIFY ALL DIMENSIONS IN THE FIELD BEFORE FABRICATION OF THE CASEWORK.
- b. OVERALL LENGTH OF BENCHTOPS EQUALS THE DIMENSIONED LENGTH OF THE CASEWORK PLUS A 1/2-INCH OVERHANG AT EACH END.
- c. UNLESS OTHERWISE NOTED, PROVIDE 2'-9"-WIDE WALL BENCH TOPS, INCLUDING BACKSPLASH, AND 1-INCH FRONT OVERHANG. PROVIDE 9'-6"-WIDE ISLAND OR PENINSULA BENCH TOPS, INCLUDING A 1-INCH OVERHANG ON EACH SIDE.
- d. MAINTAIN THE OVERALL NOMINAL HEIGHT OF THE BASE CABINETS TOP AS SHOWN ON THE DRAWINGS. BEGIN INSTALLATION OF THE CASEWORK AT THE HIGH POINT OF THE FLOOR, AT EACH BENCH WITH THE LEVELERS SCREWED IN AS FAR AS POSSIBLE.
- e. FILL, SEAL, AND FINISH ALL EXPOSED-TO-VIEW COUNTERTOP EDGES, BACKS OF SPLASHES, AND ALL EDGES OF TABLES.
- f. FINISH ALL CASEWORK, FUME HOODS, AND OTHER FURNISHINGS WITH EXPOSED-TO-VIEW BACKS AND SIDES.
- g. INSTALL FILLER PANELS BETWEEN BACK OF CABINETS OR HOODS AND WALLS AT EXPOSED ENDS AND WHERE BASE CABINETS AND/OR HOODS ARE SET BACK-TO-BACK. INSTALL FILLER PANEL EVEN WHERE NO BASE CABINET OCCURS BUT BENCH IS PRESENT.
- h. SPACE AND POSITION WALL SHELVING AND REAGENT SHELVING SUPPORTS TO CLEAR FITTING, ELECTRICAL PEDESTALS, SINKS, AND CURBSINKS.
- i. CAULK ALL PENETRATIONS THROUGH COUNTERTOPS WITH ACID-RESISTANT SEALANT.
- j. OFFICE FURNITURE SHOWN FOR REFERENCE ONLY.
- k. BIO SAFETY CABINET CLEARANCE REF. 3/A-302.
- l. ALL WALL CABINETS ARE 13" DEEP.

KEY PLAN



REVISIONS


NO.	DESCRIPTION	DATE
1	A-304	

THIRD FLOOR RENOVATION OF BLDG 29 LABORATORIES AT NIRC

4401 W. ADMIRAL DOYLE DRIVE,
 NEW IBERIA, LOUISIANA
 70560

ENLARGED THIRD FLOOR PLAN - CENTER

PROJECT NUMBER	2025.040	DRAWN BY	CC
DATE	APRIL 14, 2026	CHECKED BY	NM
PHASE	100% BID SET		



Copyright © 2024 Chase Marshall
 Under the Copyright Act 17, U.S.C. amended December 1, 1990, also known as the
 protection Act of 1990, these documents are copyrighted and are subject to copyright
 protection as an "Architectural Work". The design, spatial forms, ideas, compositions
 and arrangement of items delineated in this set of plans are the property of Chase
 Marshall Architects. Unauthorized use of these plans can legally result in the
 cessation of such construction or building being seized and/or razed.

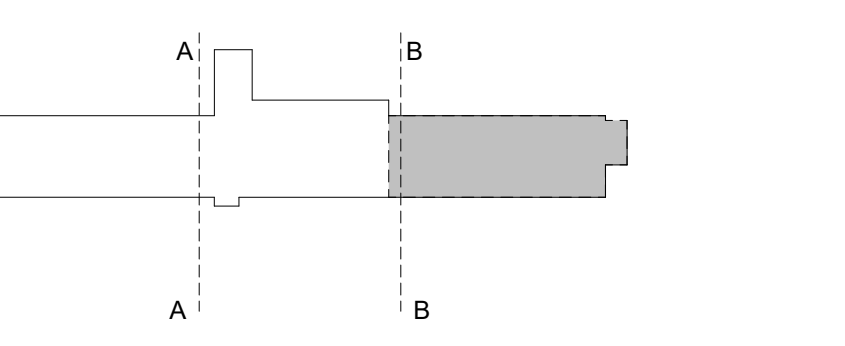
GENERAL NOTES

- A. PLAN DIMENSIONS FOR NEW CONSTRUCTION ARE TO COLUMN CENTERS, FACE OF FRAMING AT INTERIOR FRAMED WALLS, FACE OF SHEATHING AT EXTERIOR FRAMED WALLS, & FACE OF SLAB TYPICAL OPENINGS ARE DIMENSIONED TO CENTERLINE.
- B. REFER TO SHEETS A-501 & A-502 FOR INTERIOR PARTITION DETAILS.
- C. REFER TO SHEET A-802 FOR DOOR & WINDOW SCHEDULE.
- D. REFER TO ENLARGED PLAN SHEETS (A-421 - A-425) FOR DOOR & WINDOW TAGS.
- E. DOORS ARE LOCATED WITH A 4" MINIMUM GAP BETWEEN EDGE OF JAMB & FINISH FACE OF WALL.
- F. ALL NEW SBS ROOFING IS TO BE CONSTRUCTED AT A MINIMUM SLOPE OF 1/4"12".
- G. DASHED WINDOW INDICATE THAT THE WINDOW IS ABOVE THE FLOOR PLAN'S CUT PLANE OF 4'-0".
- H. REPAIR DRYPWALL WHERE WALLS HAVE BEEN REMOVED AND ADJUST NEW WALLS AS REQUIRED SO FACE OF NEW WALLS LINE UP WITH FACE OF EXISTING WALLS TO REMAIN.
- I. MAINTAIN REQUIRED SUPPORT FOR ALL SYSTEMS AS REQUIRED I.E., CEILING GRID, CABLES, ETC.
- J. MAINTAIN REQUIRED FIRE RATING ON ALL EXISTING I.E., WALLS COLUMNS, STRUCTURAL MEMBERS, FLOOR & CEILING ASSEMBLIES, ETC.
- K. INFILL OPENINGS IN EXISTING EXTERIOR MASONRY WALLS WITH NEW CMU TO MATCH EXISTING UNIT SIZE, WEIGHT, AND STRENGTH. CONTRACTOR SHALL DOWEL NEW INFILL TO EXISTING MASONRY AS PER STRUCTURAL NOTES ON 6/S-502. ALL MORTAR JOINTS SHALL BE TOoled TO MATCH EXISTING PROFILE (E.G., CONCAVE) AND COLOR. ENSURE FULL BED AND HEAD JOINTS FOR ALL NEW UNITS. LEAVE A 1/4" - 3/4" GAP AT THE VERY TOP AND FILL WITH NON-SHRINK GROUT OR BACKER ROD + SEALANT TO ACCOUNT FOR DEFLECTION.

CASEWORK NOTES

- a. VERIFY ALL DIMENSIONS IN THE FIELD BEFORE FABRICATION OF THE CASEWORK.
- b. OVERALL LENGTH OF BENCHTOPS EQUALS THE DIMENSIONED LENGTH OF THE CASEWORK PLUS A 1/2-INCH OVERHANG AT EACH END.
- c. UNLESS OTHERWISE NOTED, PROVIDE 2'-9" WIDE WALL BENCH TOPS, INCLUDING BACKSPLASH, AND 1-INCH FRONT OVERHANG, PROVIDE 5'-6" WIDE ISLAND OR PENINSULA BENCH TOPS, INCLUDING A 1-INCH OVERHANG ON EACH SIDE.
- d. MAINTAIN THE OVERALL NOMINAL HEIGHT OF THE BASE CABINETS TOP AS SHOWN ON THE DRAWINGS. BEGIN INSTALLATION OF THE CASEWORK AT THE HIGH POINT OF THE FLOOR, AT EACH BENCH WITH THE LEVELERS SCREWED IN AS FAR AS POSSIBLE.
- e. FILL SEAL AND FINISH ALL EXPOSED-TO-VIEW COUNTERTOP EDGES, BACKS OF SPLASHES, AND ALL EDGES OF TABLES.
- f. FINISH ALL CASEWORK, FUME HOODS, AND OTHER FURNISHINGS WITH EXPOSED-TO-VIEW BACKS AND SIDES.
- g. INSTALL FILLER PANELS BETWEEN BACK OF CABINETS OR HOODS AND WALLS AT EXPOSED ENDS AND WHERE BASE CABINETS AND/OR HOODS ARE SET BACK-TO-BACK. INSTALL FILLER PANEL EVEN WHERE NO BASE CABINET OCCURS BUT BENCH IS PRESENT.
- h. SPACE AND POSITION WALL SHELVING AND REAGENT SHELVING SUPPORTS TO CLEAR FITTING, ELECTRICAL PEDESTALS, SINKS, AND CURBSINKS.
- i. CAULK ALL PENETRATIONS THROUGH COUNTERTOPS WITH ACID-RESISTANT SEALANT.
- j. OFFICE FURNITURE SHOWN FOR REFERENCE ONLY.
- k. BIO SAFETY CABINET CLEARANCE REF: 3/A-302.
- l. ALL WALL CABINETS ARE 13" DEEP.

KEY PLAN



REVISIONS

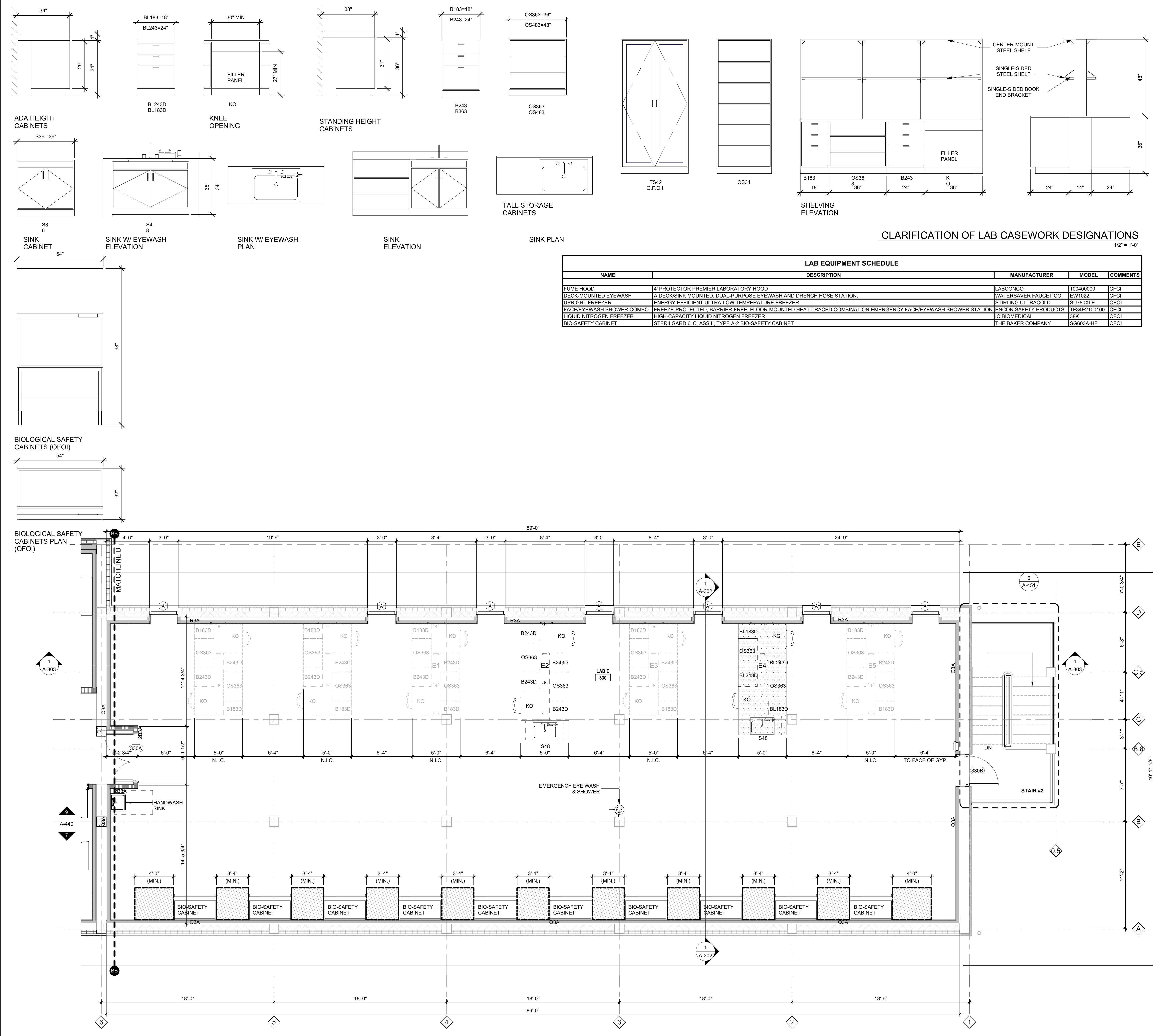

NO.	DESCRIPTION	DATE

THIRD FLOOR RENOVATION OF BLDG 29 LABORATORIES AT NIRC

4401 W. ADMIRAL DOYLE DRIVE,
 NEW IBERIA, LOUISIANA
 70560

ENLARGED THIRD FLOOR PLAN - EAST WING

PROJECT NUMBER 2025.040	DRAWN BY KL
DATE APRIL 14, 2026	CHECKED BY NM
PHASE 100% BID SET	



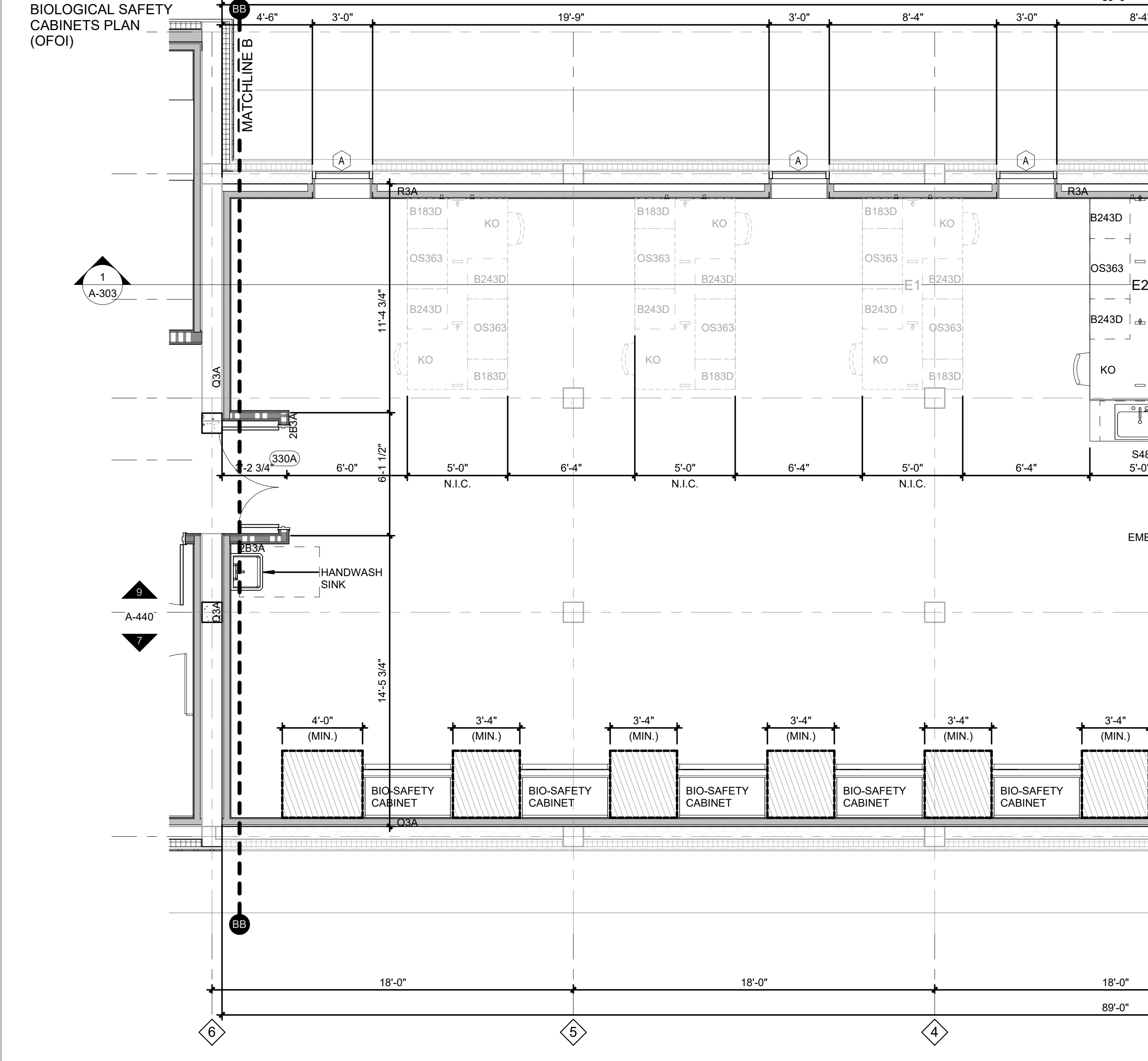
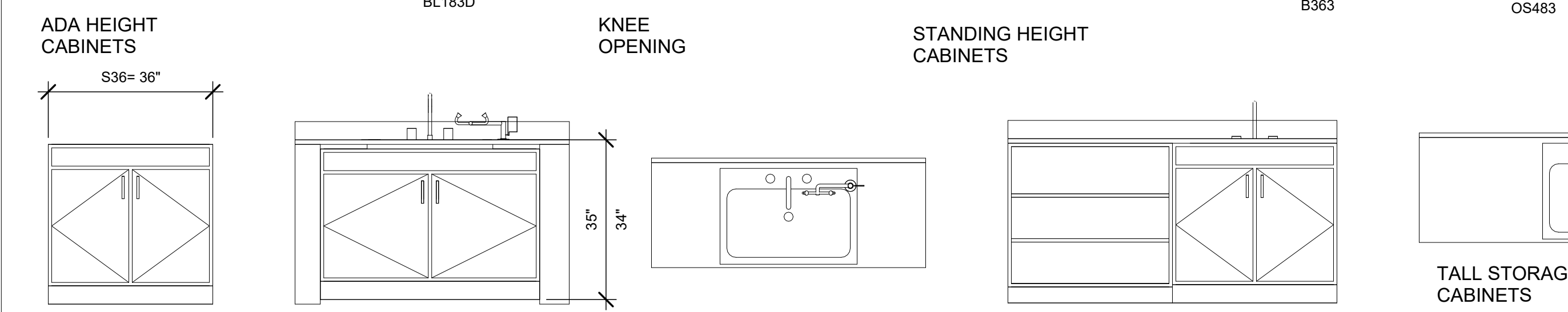
LEGEND OF SYMBOLS

- EXISTING PARTITION
- NEW CONSTRUCTION PARTITION
- FUTURE CONSTRUCTION PARTITION
- KEYED PLAN NOTE
- 1-HOUR WALL
- 2-HOUR WALL
- WINDOW TAG
- AREA NOT INCLUDED IN SCOPE
- FREEZER - OWNER FURNISHED / OWNER INSTALLED
- FREEZER - OWNER FURNISHED / OWNER INSTALLED
- EMERGENCY EYE WASH & SHOWER
- HAND WASH SINK
- SINK W/ EYEWASH
- 34" ADA HEIGHT
- BIO-SAFETY CABINET 3 O.D. THE BAKER COMPANY, STERILGARD CLASS II TYPE A2 BIOSAFETY CABINET (OFOI)
- KO KNEE OPENING
- D DRAWERS
- OS OPEN SHELVES
- OUTLET
- FUME HOOD
- DRINKING FOUNTAIN
- FIRE EXTINGUISHER CABINET

CLARIFICATION OF LAB CASEWORK DESIGNATIONS

1/2" = 1'-0"

LAB EQUIPMENT SCHEDULE				
NAME	DESCRIPTION	MANUFACTURER	MODEL	COMMENTS
FUME HOOD	4' PROTECTOR PREMIER LABORATORY HOOD	LABCONCO	100400000	CFCI
DECK-MOUNTED EYEWASH	A DECK/SINK MOUNTED, DUAL-PURPOSE EYEWASH AND DRENCH HOSE STATION	WATERSAVER FAUCET CO.	EW-1022	CFCI
UPRIGHT FREEZER	ENERGY-EFFICIENT ULTRA-LOW TEMPERATURE FREEZER	STIRLING ULTRACOLD	SU780XLE	OFOI
FACE/EYEWASH SHOWER COMBO	FREZE-PROTECTED BARRIER-FREE, FLOOR-MOUNTED HEAT-TRACED COMBINATION EMERGENCY FACE/EYEWASH SHOWER STATION	ENCON SAFETY PRODUCTS	TF3ME2100100	OFOI
LIQUID NITROGEN FREEZER	HIGH-CAPACITY LIQUID NITROGEN FREEZER	C. BIOMEDICAL	38K	OFOI
BIO-SAFETY CABINET	STERILGARD 6 CLASS II, TYPE A-2 BIO-SAFETY CABINET	THE BAKER COMPANY	SG603A-HE	OFOI


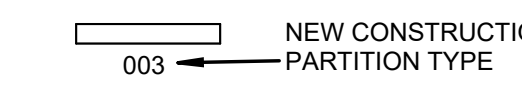

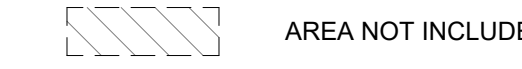

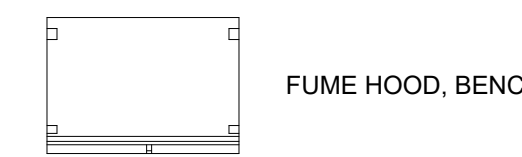
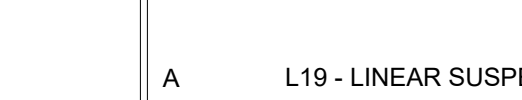
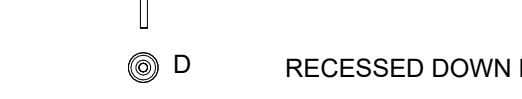



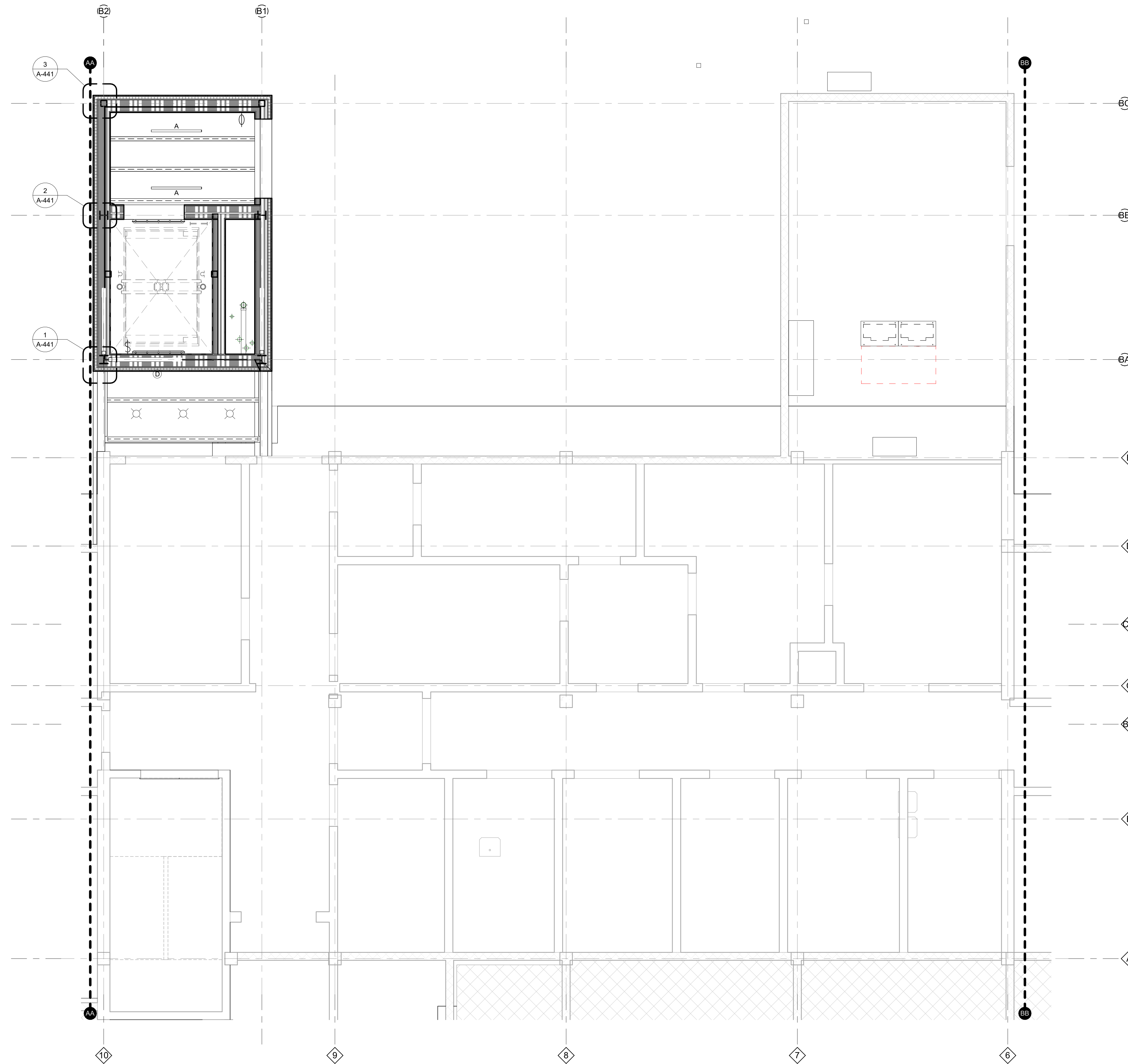
ENLARGED THIRD FLOOR PLAN - EAST WING

1/4" = 1'-0"

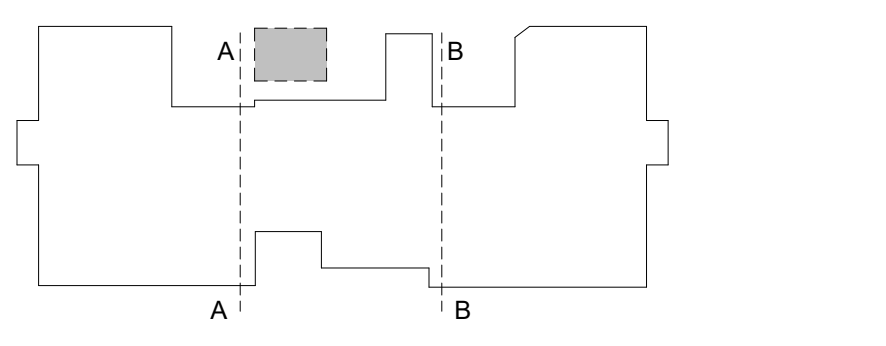
LEGEND OF SYMBOLS

FOR FULL LEGEND OF SYMBOLS SEE MECHANICAL,
 ELECTRICAL, & PLUMBING LEGENDS

-  EXISTING PARTITION
-  NEW CONSTRUCTION PARTITION TYPE
-  KEYED NOTE
-  AREA NOT INCLUDED IN SCOPE
-  GYPSUM BOARD CEILING
-  FUME HOOD, BENCH TYPE
-  L19 - LINEAR SUSPENDED, RE:ELECTRICAL
-  RECESSED DOWN LIGHT, RE:ELECTRICAL
-  LINEAR LED STRIP LIGHT, RE:ELECTRICAL



KEY PLAN



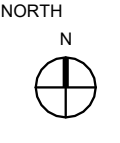
REVISIONS

NO.	DESCRIPTION	DATE


THIRD FLOOR RENOVATION OF BLDG 29 LABORATORIES AT NIRC

4401 W. ADMIRAL DOYLE DRIVE,
 NEW IBERIA, LOUISIANA
 70560

FIRST FLOOR REFLECTED CEILING PLAN - CENTER




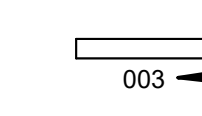
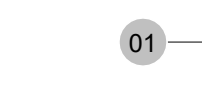
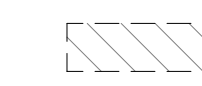

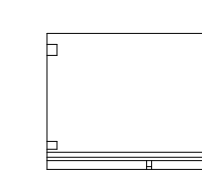


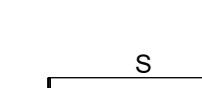
PROJECT NUMBER 2025.040	DRAWN BY CC
DATE APRIL 14, 2026	CHECKED BY NM
PHASE 100% BID SET	

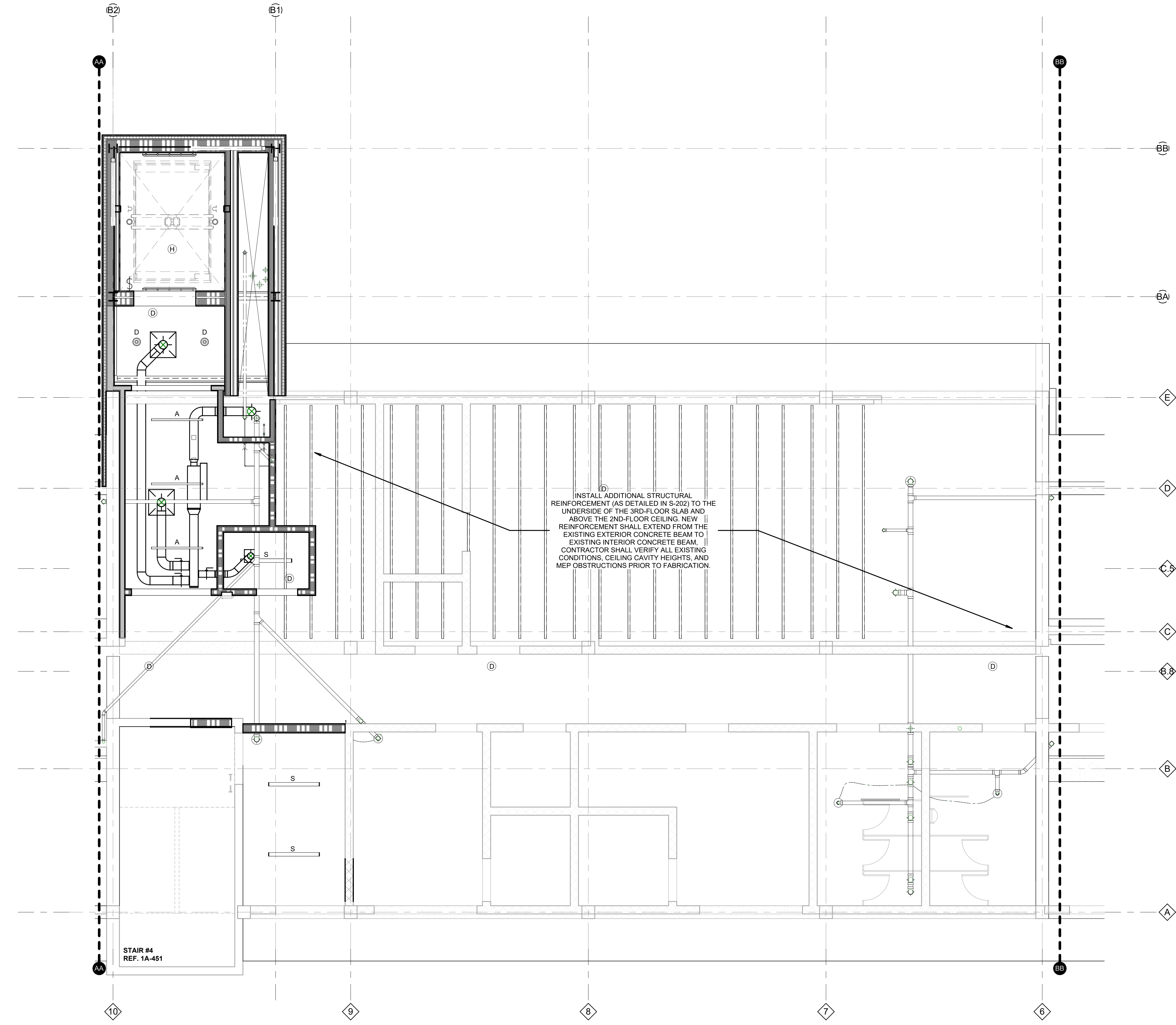


ENLARGED FIRST FLOOR REFLECTED CEILING PLAN - CENTER 1
 1/4" = 1'-0"

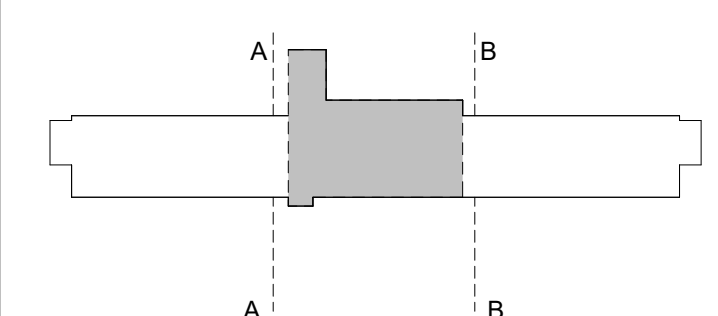
LEGEND OF SYMBOLS

FOR FULL LEGEND OF SYMBOLS SEE MECHANICAL,
 ELECTRICAL, & PLUMBING LEGENDS

-  EXISTING PARTITION
-  NEW CONSTRUCTION PARTITION TYPE
-  KEYED NOTE
-  AREA NOT INCLUDED IN SCOPE
-  GYPSUM BOARD CEILING
-  FLUME HOOD, BENCH TYPE
-  L19 - LINEAR SUSPENDED, RE-ELECTRICAL
-  RECESSED DOWN LIGHT, RE-ELECTRICAL
-  LINEAR LED STRIP LIGHT, RE-ELECTRICAL



KEY PLAN



REVISIONS


NO.	DESCRIPTION	DATE

THIRD FLOOR RENOVATION OF BLDG 29 LABORATORIES AT NIRC

4401 W. ADMIRAL DOYLE DRIVE,
 NEW IBERIA, LOUISIANA
 70560


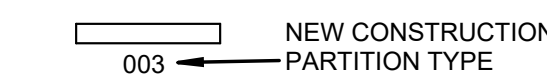



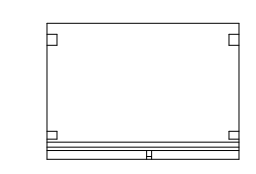



SECOND FLOOR REFLECTED CEILING PLAN - CENTER

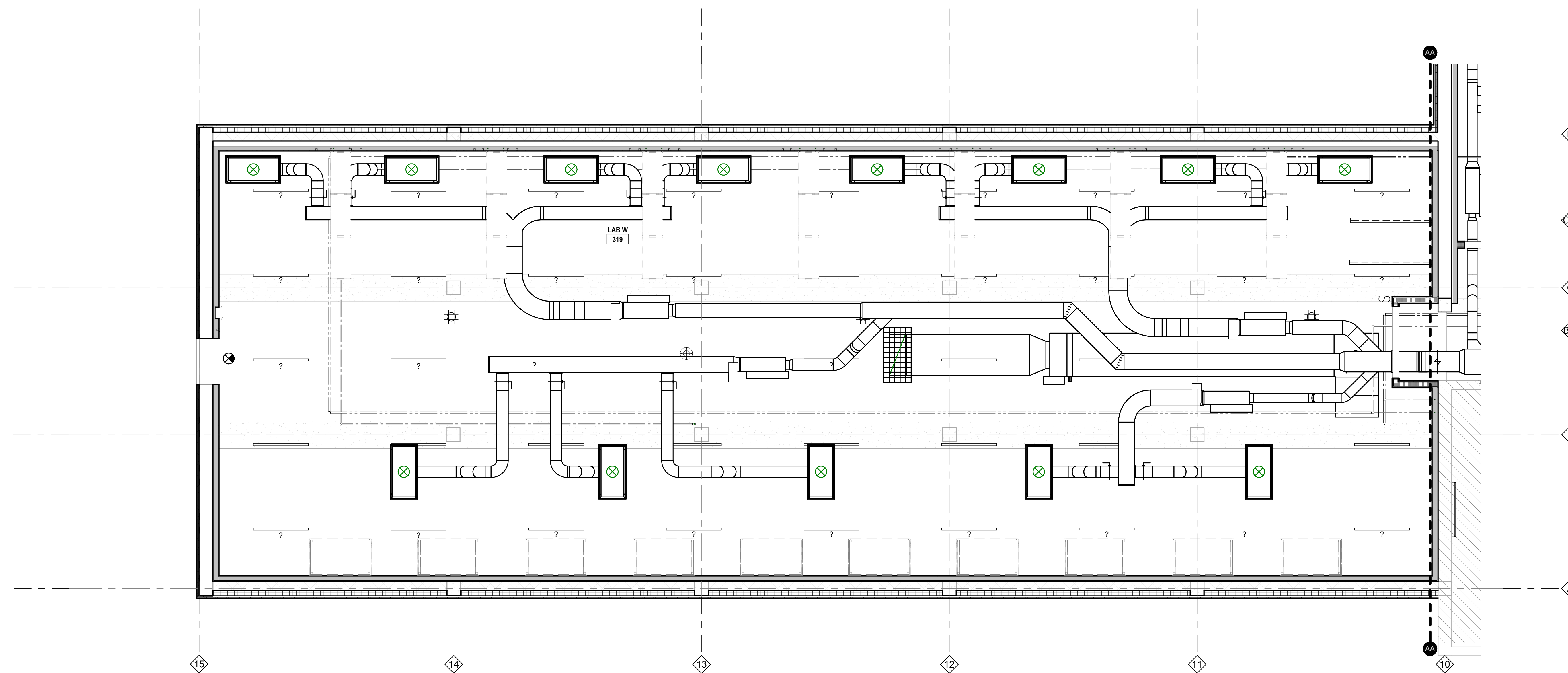
PROJECT NUMBER 2025.040	DRAWN BY CC
DATE APRIL 14, 2026	CHECKED BY NM
PHASE 100% BID SET	



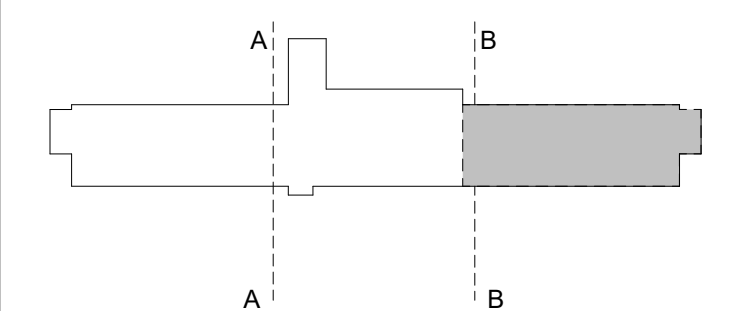
LEGEND OF SYMBOLS

FOR FULL LEGEND OF SYMBOLS SEE MECHANICAL,
 ELECTRICAL, & PLUMBING LEGENDS

-  EXISTING PARTITION
-  NEW CONSTRUCTION PARTITION TYPE
-  KEYED NOTE
-  AREA NOT INCLUDED IN SCOPE
-  GYPSUM BOARD CEILING
-  FUME HOOD, BENCH TYPE
-  L19 - LINEAR SUSPENDED, RE-ELECTRICAL
-  RECESSED DOWN LIGHT, RE-ELECTRICAL
-  LINEAR LED STRIP LIGHT, RE-ELECTRICAL



KEY PLAN



REVISIONS


NO.	DESCRIPTION	DATE

THIRD FLOOR RENOVATION OF BLDG 29 LABORATORIES AT NIRC

4401 W. ADMIRAL DOYLE DRIVE,
 NEW IBERIA, LOUISIANA
 70560

THIRD FLOOR REFLECTED CEILING PLAN - WEST WING


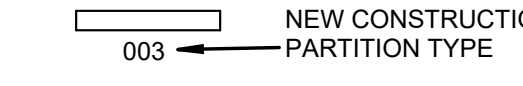

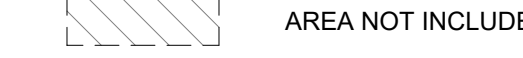


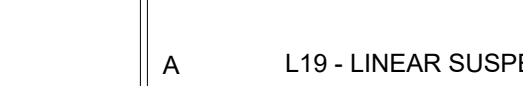
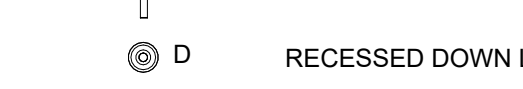
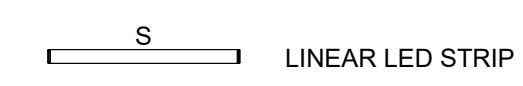
PROJECT NUMBER: 2025.040
 DATE: APRIL 14, 2026
 PHASE: 100% BID SET
 DRAWN BY: CC
 CHECKED BY: NM

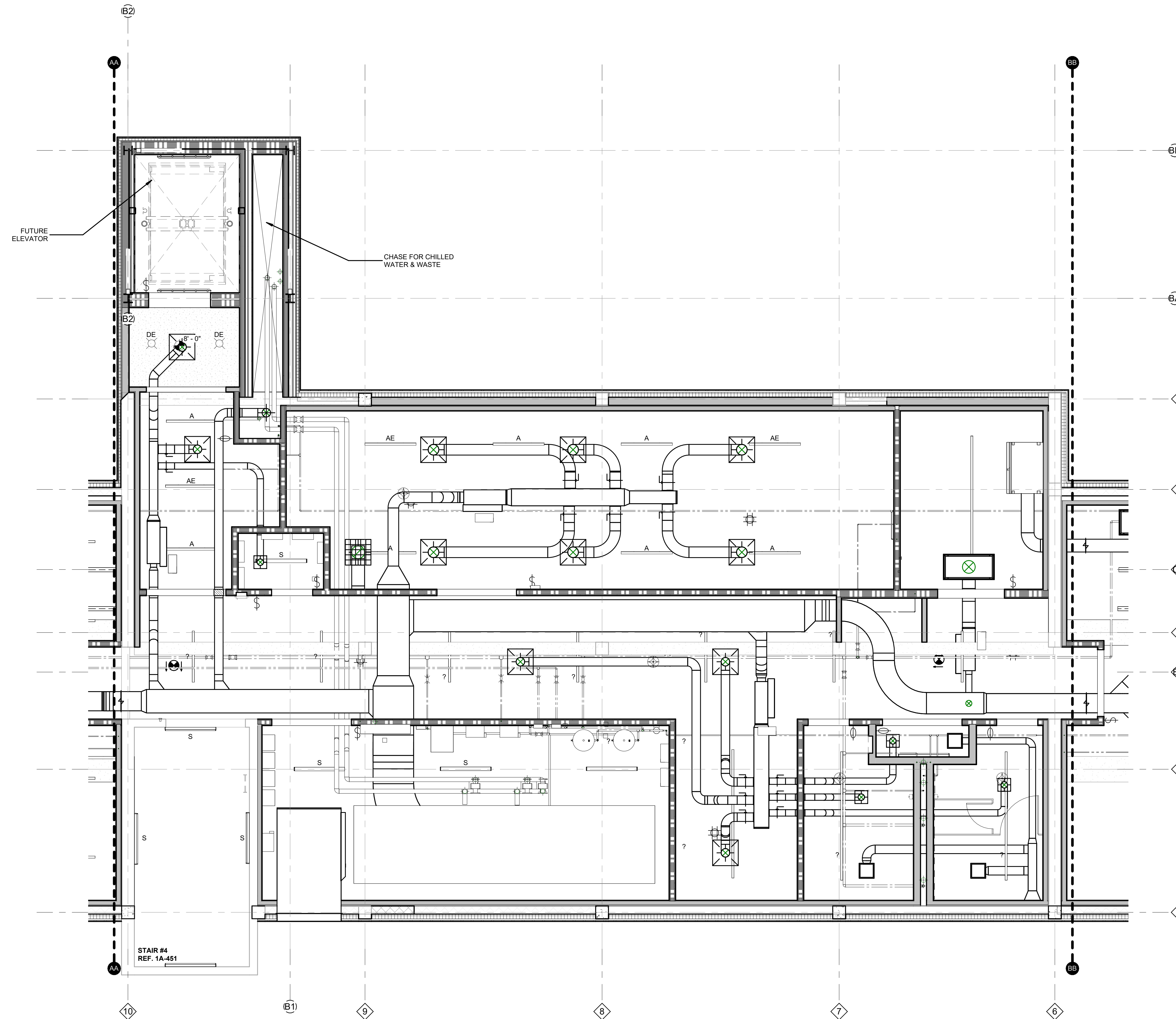


THIRD FLOOR REFLECTED CEILING PLAN - WEST WING 1
 1/4" = 1'-0"

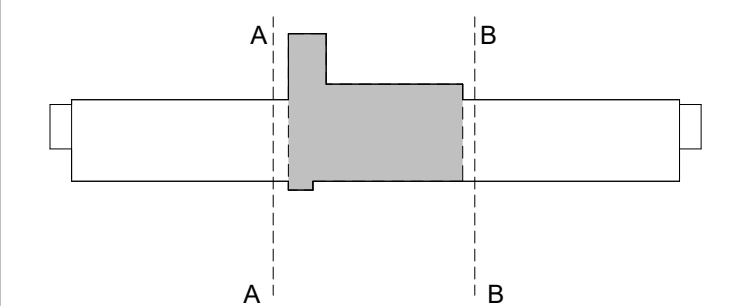
LEGEND OF SYMBOLS

FOR FULL LEGEND OF SYMBOLS SEE MECHANICAL,
 ELECTRICAL, & PLUMBING LEGENDS

-  EXISTING PARTITION
-  NEW CONSTRUCTION PARTITION TYPE
-  KEYED NOTE
-  AREA NOT INCLUDED IN SCOPE
-  GYPSUM BOARD CEILING
-  FUME HOOD, BENCH TYPE
-  L19 - LINEAR SUSPENDED, RE-ELECTRICAL
-  RECESSED DOWN LIGHT, RE-ELECTRICAL
-  LINEAR LED STRIP LIGHT, RE-ELECTRICAL



KEY PLAN




REVISIONS		
NO.	DESCRIPTION	DATE

THIRD FLOOR RENOVATION OF BLDG 29 LABORATORIES AT NIRC

4401 W. ADMIRAL DOYLE DRIVE,
 NEW IBERIA, LOUISIANA
 70560


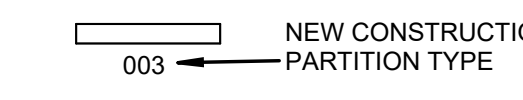

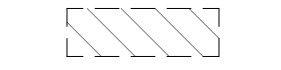

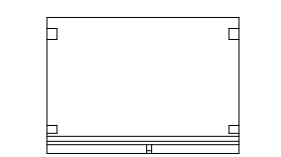

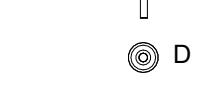
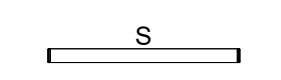
THIRD FLOOR REFLECTED CEILING PLAN - CENTER

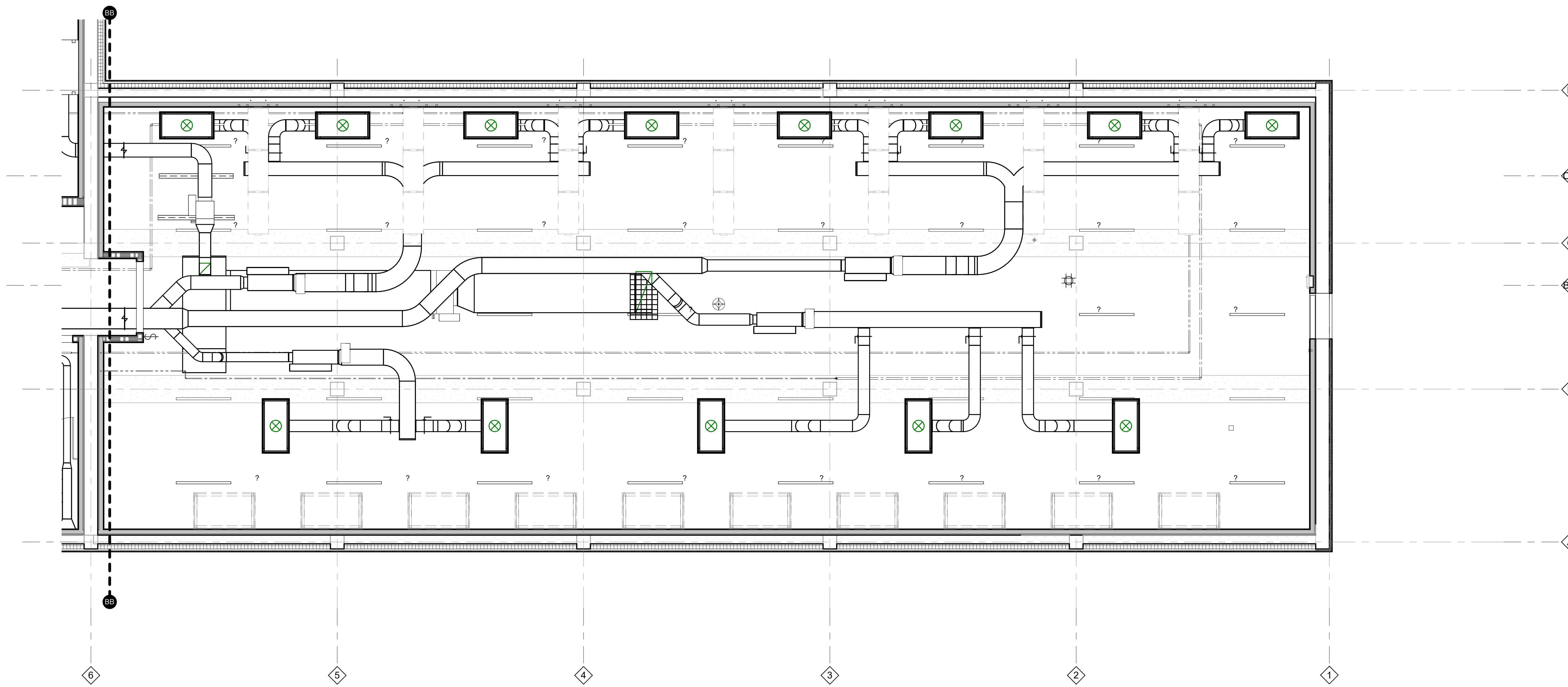
PROJECT NUMBER 2025.040	DRAWN BY CC
DATE APRIL 14, 2026	CHECKED BY NM
PHASE 100% BID SET	



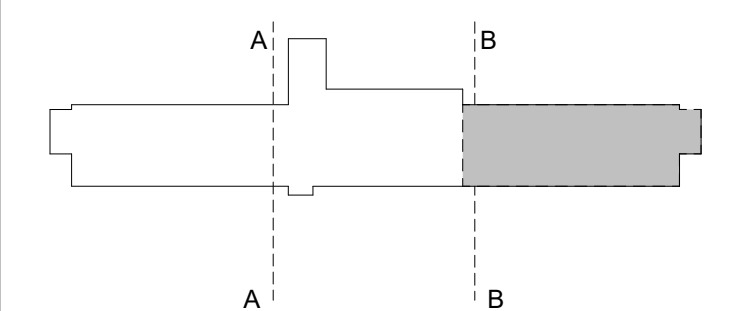
LEGEND OF SYMBOLS

FOR FULL LEGEND OF SYMBOLS SEE MECHANICAL,
 ELECTRICAL, & PLUMBING LEGENDS

-  EXISTING PARTITION
-  NEW CONSTRUCTION PARTITION TYPE
-  KEYED NOTE
-  AREA NOT INCLUDED IN SCOPE
-  GYPSUM BOARD CEILING
-  FUME HOOD, BENCH TYPE
-  L19 - LINEAR SUSPENDED, RE-ELECTRICAL
-  RECESSED DOWN LIGHT, RE-ELECTRICAL
-  LINEAR LED STRIP LIGHT, RE-ELECTRICAL



KEY PLAN



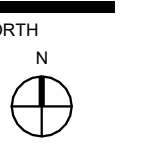
REVISIONS

NO.	DESCRIPTION	DATE


THIRD FLOOR RENOVATION OF BLDG 29 LABORATORIES AT NIRC

4401 W. ADMIRAL DOYLE DRIVE,
 NEW IBERIA, LOUISIANA
 70560

THIRD FLOOR REFLECTED CEILING PLAN - EAST WING



PROJECT NUMBER 2025.040	DRAWN BY CC
DATE APRIL 14, 2026	CHECKED BY NM
PHASE 100% BID SET	



THIRD FLOOR REFLECTED CEILING PLAN - EAST WING 1
 1/4" = 1'-0"

Copyright © 2026 Chase Marshall
Under the Copyright Act of 1976, U.S.C. amended December 1, 1990, also known as the
protection act of 1990, these documents are copyrighted and are subject to copyright
protection as an "Architectural Work". The design, special forms, ideas, compositions
and arrangement of items delineated in this set of plans are the property of Chase
Marshall Architects. Unauthorized use of these plans can legally result in the
cessation of such construction or building being seized and/or razed.

LEGEND OF SYMBOLS

- EXISTING PARTITION
- NEW CONSTRUCTION PARTITION
- FUTURE CONSTRUCTION PARTITION
- KEYED PLAN NOTE
- 1-HOUR WALL
- 2-HOUR WALL

KEYED ROOF NOTES

- 2 NEW SBS ROOF OVER 6" RIGID ROOF INSULATION LAID OVER EXISTING CONCRETE DECK.
- 3 REMOVE AND REPLACE EXISTING ROOF ACCESS HATCH IN THIS VICINITY.
- 6 INSTALL NEW DOWNSPOUTS AND GUTTERS AT NOTED LOCATIONS ON NEW ROOF.
- 7 INSTALL NEW CONDUCTOR HEAD TO 6" DOWNSPOUT

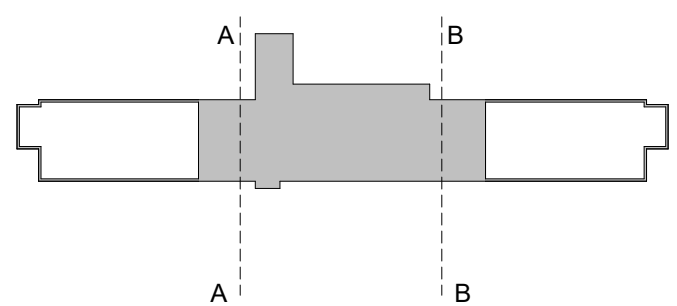
GENERAL NOTES

- A. ALL DIMENSIONS ARE TO FRAMING OF NEW PARTITIONS AND FINISH FACE OF EXISTING WALLS UNLESS INDICATED OTHERWISE.
- B. REPAIR DRYWALL WHERE WALLS HAVE BEEN REMOVED AND ADJUST NEW WALLS AS REQUIRED SO FACE OF NEW WALLS LINE UP WITH FACE OF EXISTING WALLS TO REMAIN.
- C. MAINTAIN REQUIRED SUPPORT FOR ALL SYSTEMS AS REQUIRED I.E., CEILING GRID, CABLES, ETC.
- D. MAINTAIN REQUIRED FIRE RATING ON ALL EXISTING I.E., WALLS COLLUMNS, STRUCTURAL MEMBERS, FLOOR & CEILING ASSEMBLIES, ETC.

NEW WORK NOTES

- a. REFER TO ENLARGED PLAN SHEETS (A-421 - A-427) FOR DOOR AND WINDOW TAGS
- b. REFER TO SHEET A-602 FOR DOOR SCHEDULE.
- c. REFER TO SHEET A-603 FOR WINDOW SCHEDULE.
- d. REFER TO SHEET A-301 FOR PARTITION SCHEDULE.
- e. ALL NEW SBS ROOFING IS TO BE CONSTRUCTED AT A MINIMUM SLOPE OF 1/4" / 12".

KEY PLAN



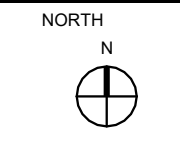
REVISIONS

NO.	DESCRIPTION	DATE


THIRD FLOOR RENOVATION OF BLDG 29 LABORATORIES AT NIRC

4401 W. ADMIRAL DOYLE DRIVE,
NEW IBERIA, LOUISIANA
70560

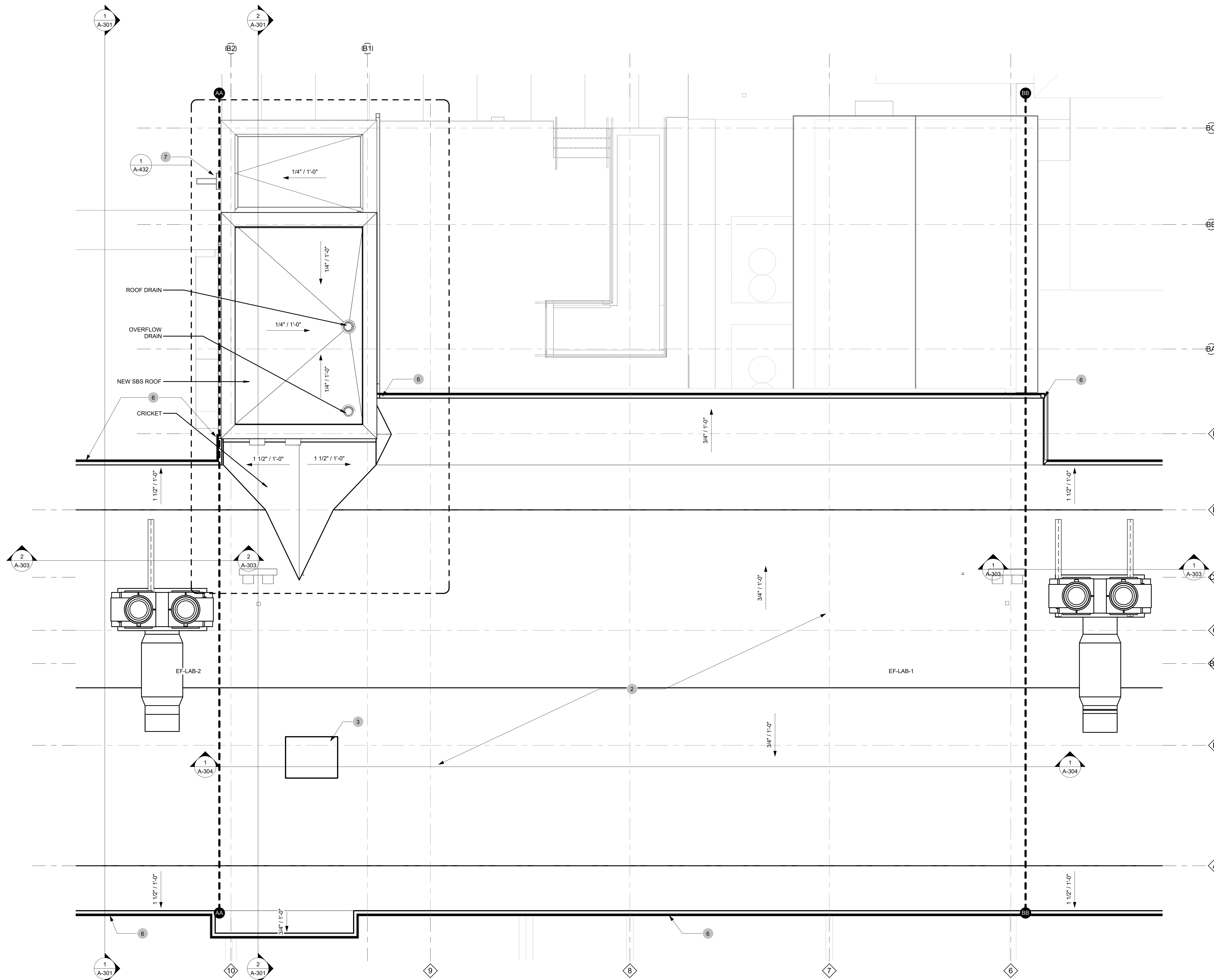
ENLARGED ROOF PLAN - CENTER



PROJECT NUMBER	2025.040	DRAWN BY	CC
DATE	APRIL 14, 2026	CHECKED BY	NM
PHASE	100% BID SET		



A-431



ENLARGED ROOF PLAN - CENTER 1
1/4" = 1'-0"

Copyright © 2026 Chase Marshall
 Under the Copyright Act 17, U.S.C. amended December 1, 1990, also known as the
 protection Act of 1990, these documents are copyrighted and are subject to copyright
 protection as an "Architectural Work". The design, special forms, ideas, compositions
 and arrangement of items delineated in this set of plans are the property of Chase
 Marshall Architects. Unauthorized use of these plans can legally result in the
 cessation of such construction or building being seized and/or razed.

LEGEND OF SYMBOLS

- EXISTING PARTITION
- NEW CONSTRUCTION PARTITION
- FUTURE CONSTRUCTION PARTITION
- KEYED PLAN NOTE
- 1-HOUR WALL
- 2-HOUR WALL

KEYED ROOF NOTES

- 2 NEW SBS ROOF OVER 6" RIGID ROOF INSULATION LAID OVER EXISTING CONCRETE DECK.
- 6 INSTALL NEW DOWNSPOUTS AND GUTTERS AT NOTED LOCATIONS ON NEW ROOF.
- 7 INSTALL NEW CONDUCTOR HEAD TO 6" DOWNSPOUT

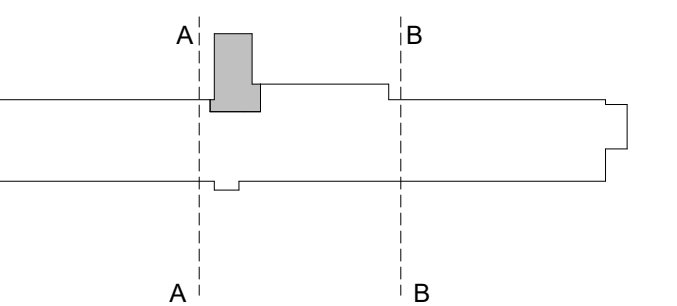
GENERAL NOTES

- A. ALL DIMENSIONS ARE TO FRAMING OF NEW PARTITIONS AND FINISH FACE OF EXISTING WALLS UNLESS INDICATED OTHERWISE.
- B. REPAIR DRYWALL WHERE WALLS HAVE BEEN REMOVED AND ADJUST NEW WALLS AS REQUIRED SO FACE OF NEW WALLS LINE UP WITH FACE OF EXISTING WALLS TO REMAIN.
- C. MAINTAIN REQUIRED SUPPORT FOR ALL SYSTEMS AS REQUIRED I.E., CEILING GRID, CABLES, ETC.
- D. MAINTAIN REQUIRED FIRE RATING ON ALL EXISTING I.E., WALLS COLLUMNS, STRUCTURAL MEMBERS, FLOOR & CEILING ASSEMBLIES, ETC.

NEW WORK NOTES

- a. REFER TO ENLARGED PLAN SHEETS (A-421 - A-427) FOR DOOR AND WINDOW TAGS.
- b. REFER TO SHEET A-602 FOR DOOR SCHEDULE.
- c. REFER TO SHEET A-603 FOR WINDOW SCHEDULE.
- d. REFER TO SHEET A-301 FOR PARTITION SCHEDULE.
- e. ALL NEW SBS ROOFING IS TO BE CONSTRUCTED AT A MINIMUM SLOPE OF 1/4"/12".

KEY PLAN



REVISIONS


NO.	DESCRIPTION	DATE
-----	-------------	------

THIRD FLOOR RENOVATION OF BLDG 29 LABORATORIES AT NIRC

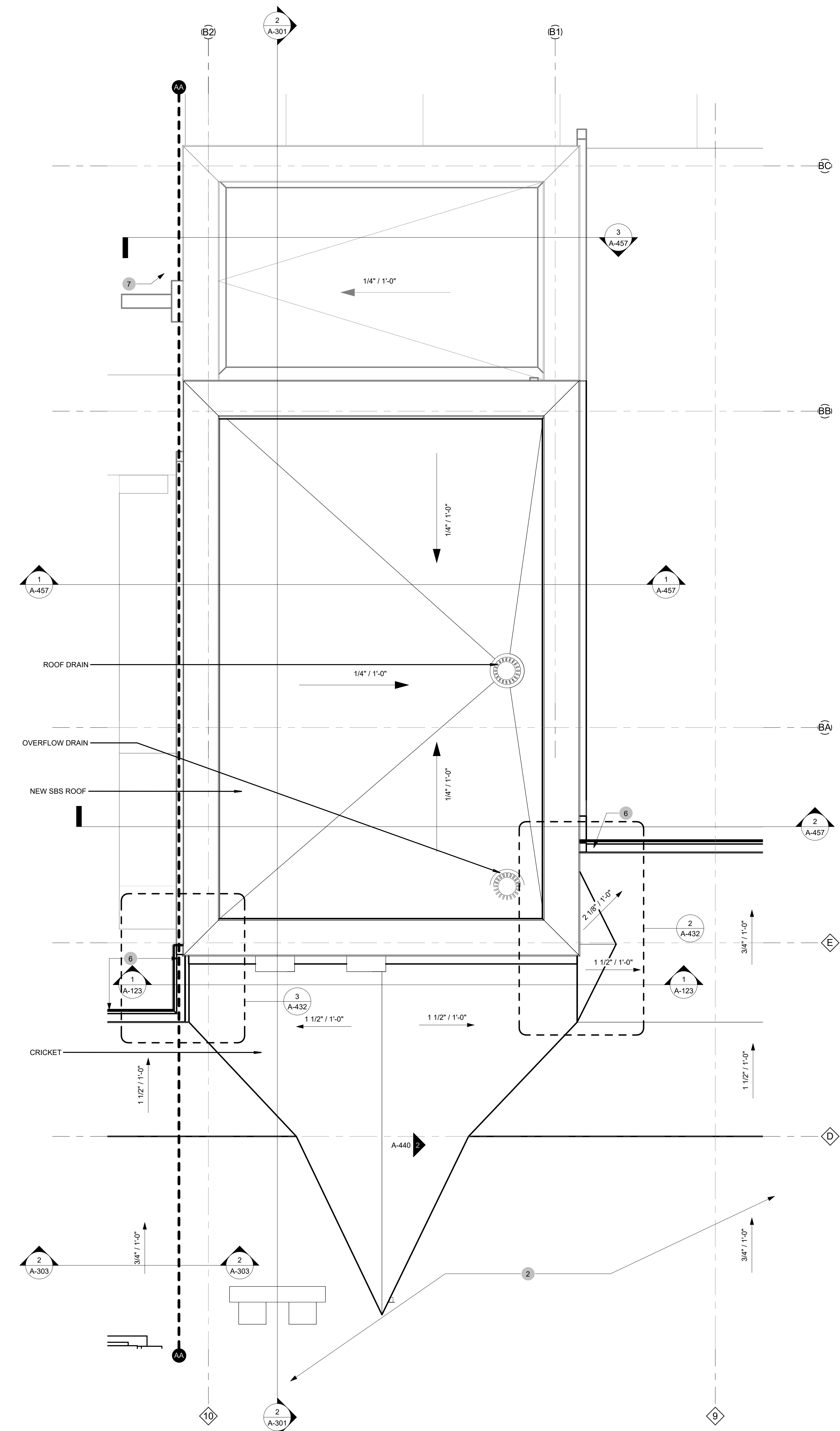
4401 W. ADMIRAL DOYLE DRIVE,
 NEW IBERIA, LOUISIANA
 70560

ENLARGED ROOF PLAN - ELEVATOR

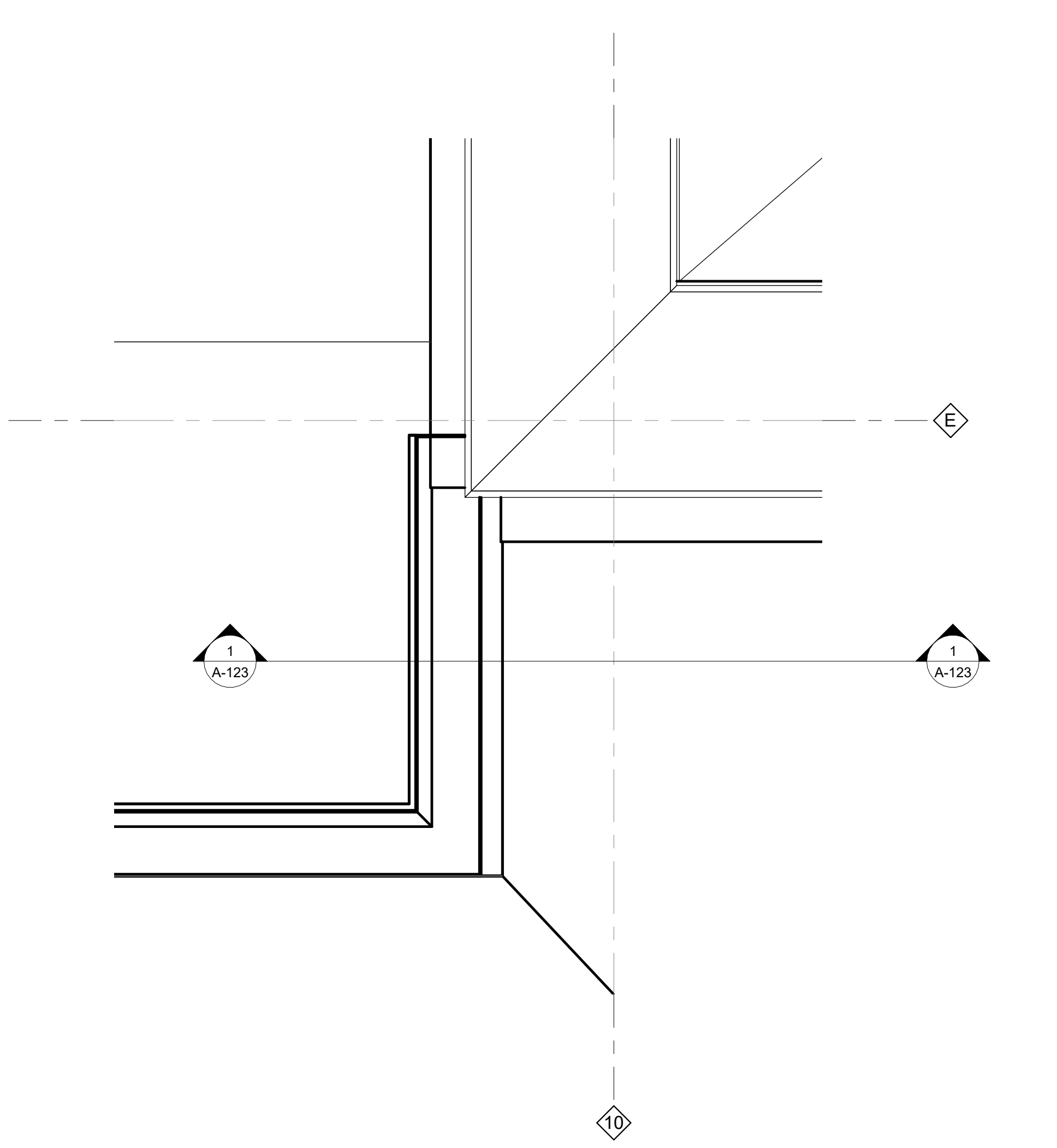
PROJECT NUMBER	2025.040	DRAWN BY	CC
DATE	APRIL 14, 2026	CHECKED BY	NM
PHASE	100% BID SET		



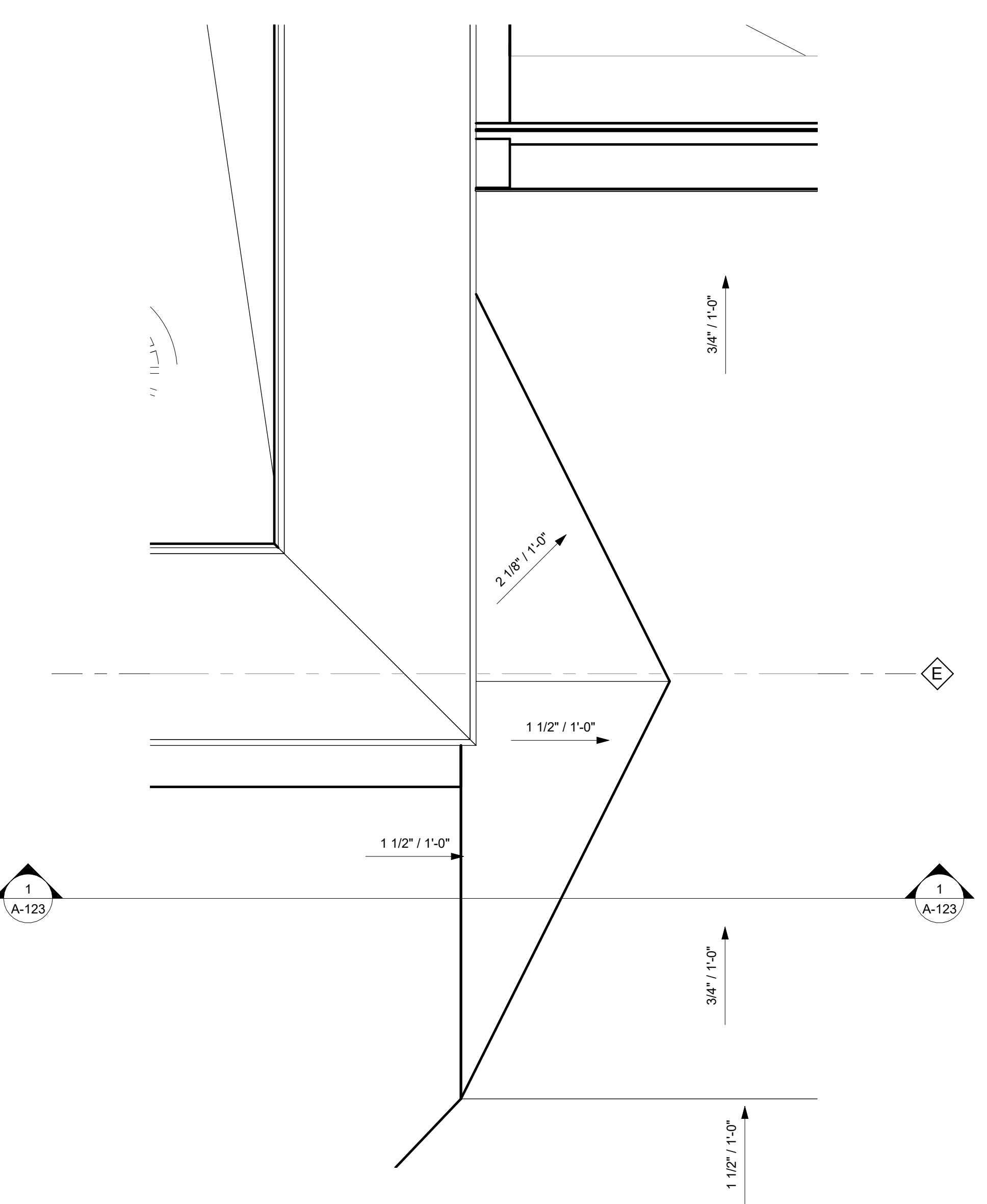
A-432



ENLARGED ROOF PLAN - ELEVATOR
 1/2" = 1'-0" 1

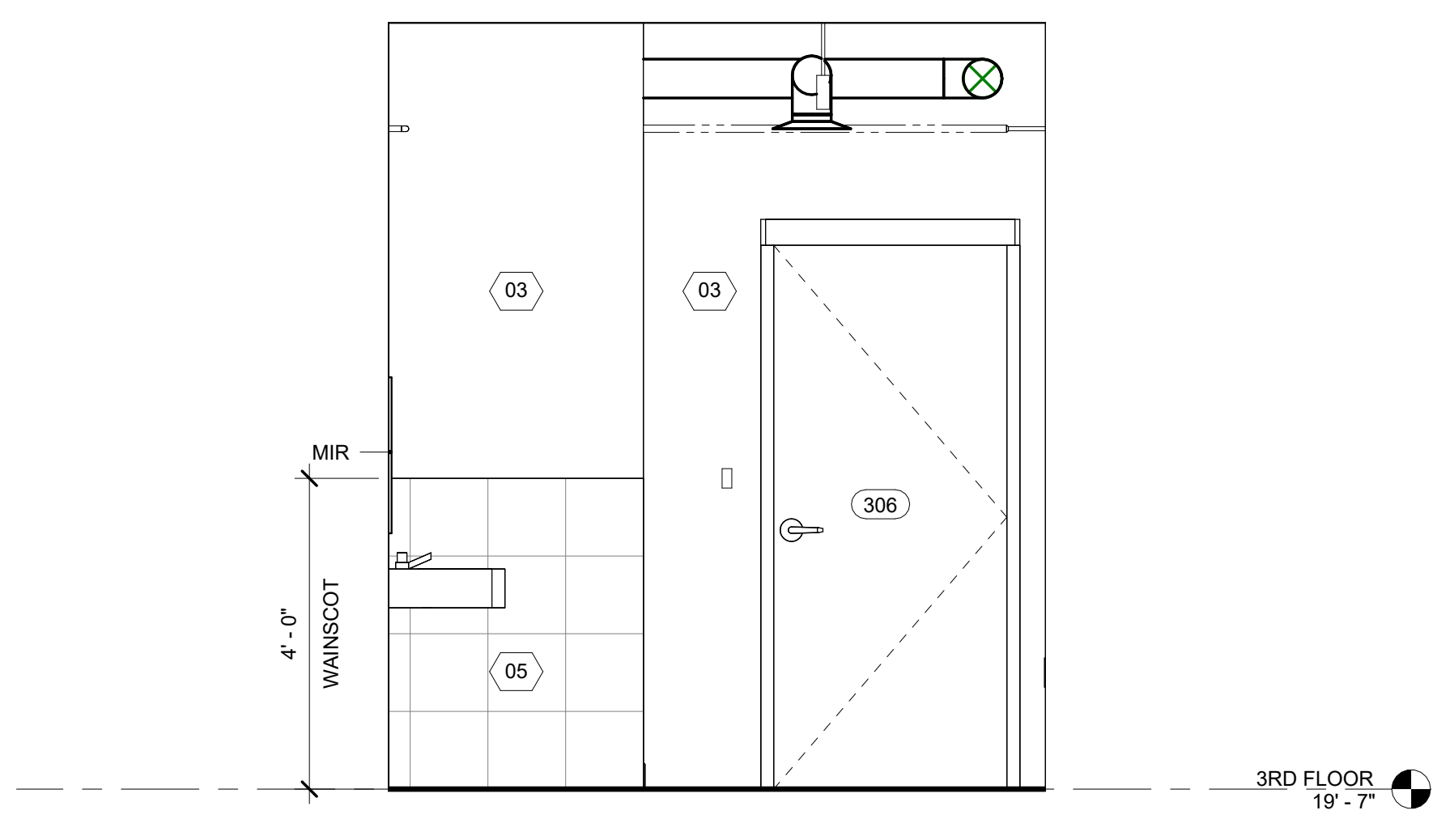


ENLARGED PLAN OF WEST GUTTER TERMINATION AT ROOF CRICKET
 1 1/2" = 1'-0" 3

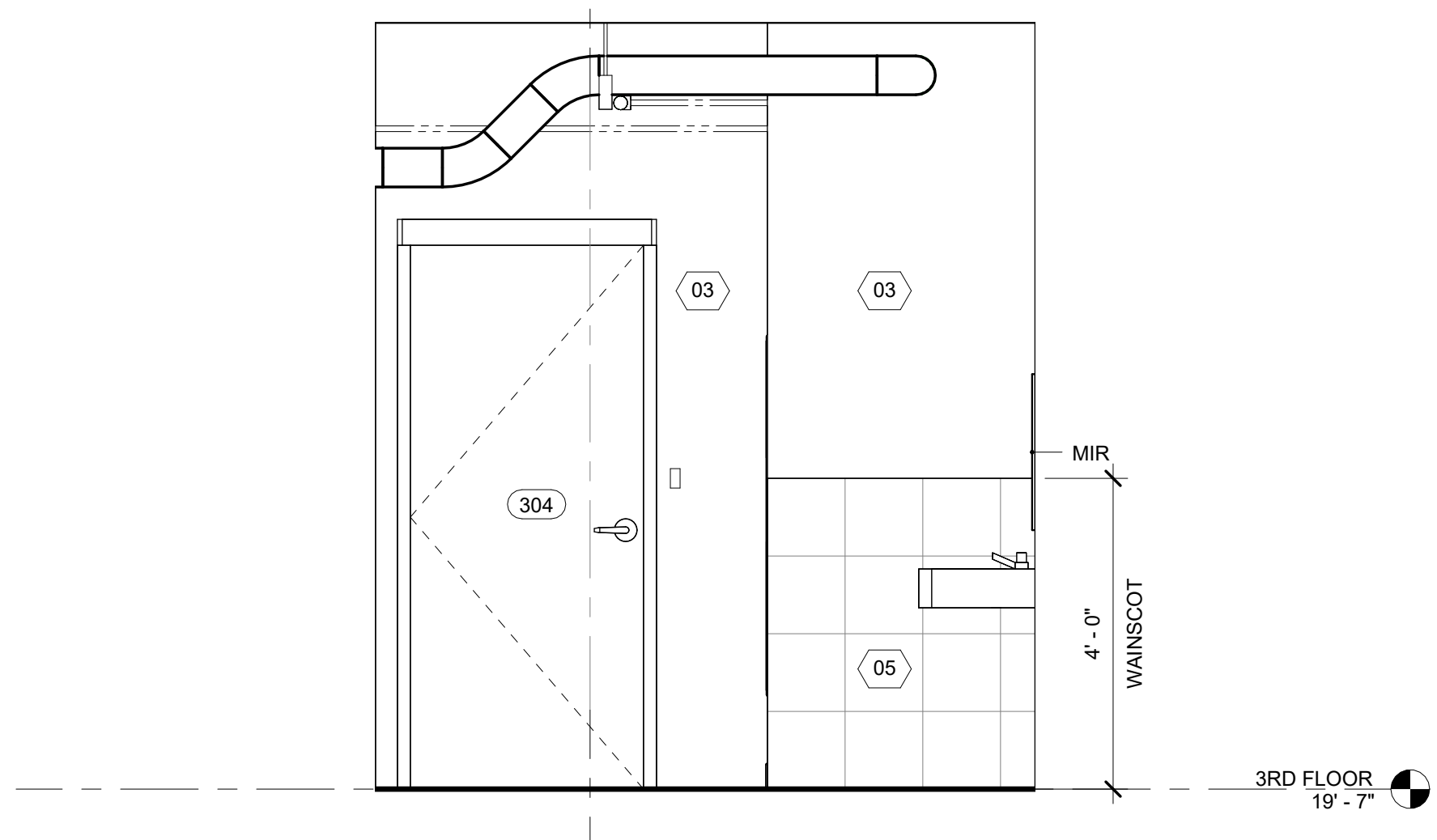


ENLARGED PLAN OF EAST GUTTER TERMINATION AT ROOF CRICKET
 1 1/2" = 1'-0" 2

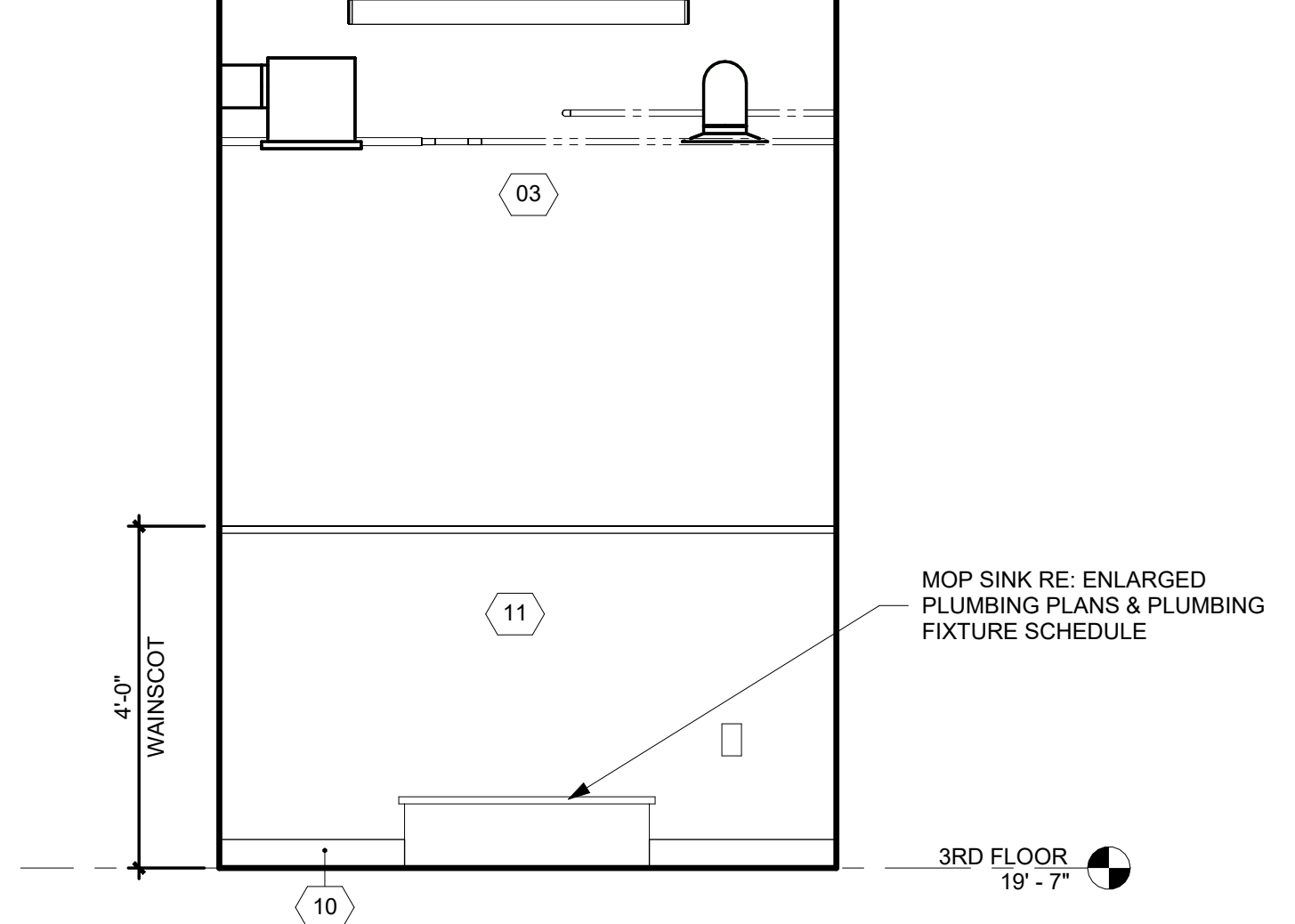
ACCESSORY AND EQUIPMENT SCHEDULE		
Type Mark	Description	Model
GB	S.S. GRAB BAR - STAIN FINISH 36" (BACK) & 42" (SIDE)	BOBRICK B-5806-36 & B-5806-42
MIR	FRAMED MIRROR 18" BY 24" LOWEST POINT OF REFLECTIVE SURFACE @ 40" AFF. MAX	BOBRICK B-165 1824
PTD / WR	RECESSED CONVERTIBLE PAPER TOWEL DISPENSER / WASTE RECEPTACLE	BOBRICK B-3940 OR EQUAL
SD	SURFACE MOUNTED SOAP DISPENSER	BOBRICK 818615 - SATIN
SNDC	SANITARY NAPKIN DISPOSAL	BOBRICK B-270
TPH	SURFACE MOUNTED TOILET PAPER DISPENSER - MULTI-ROLL	BOBRICK B-2888



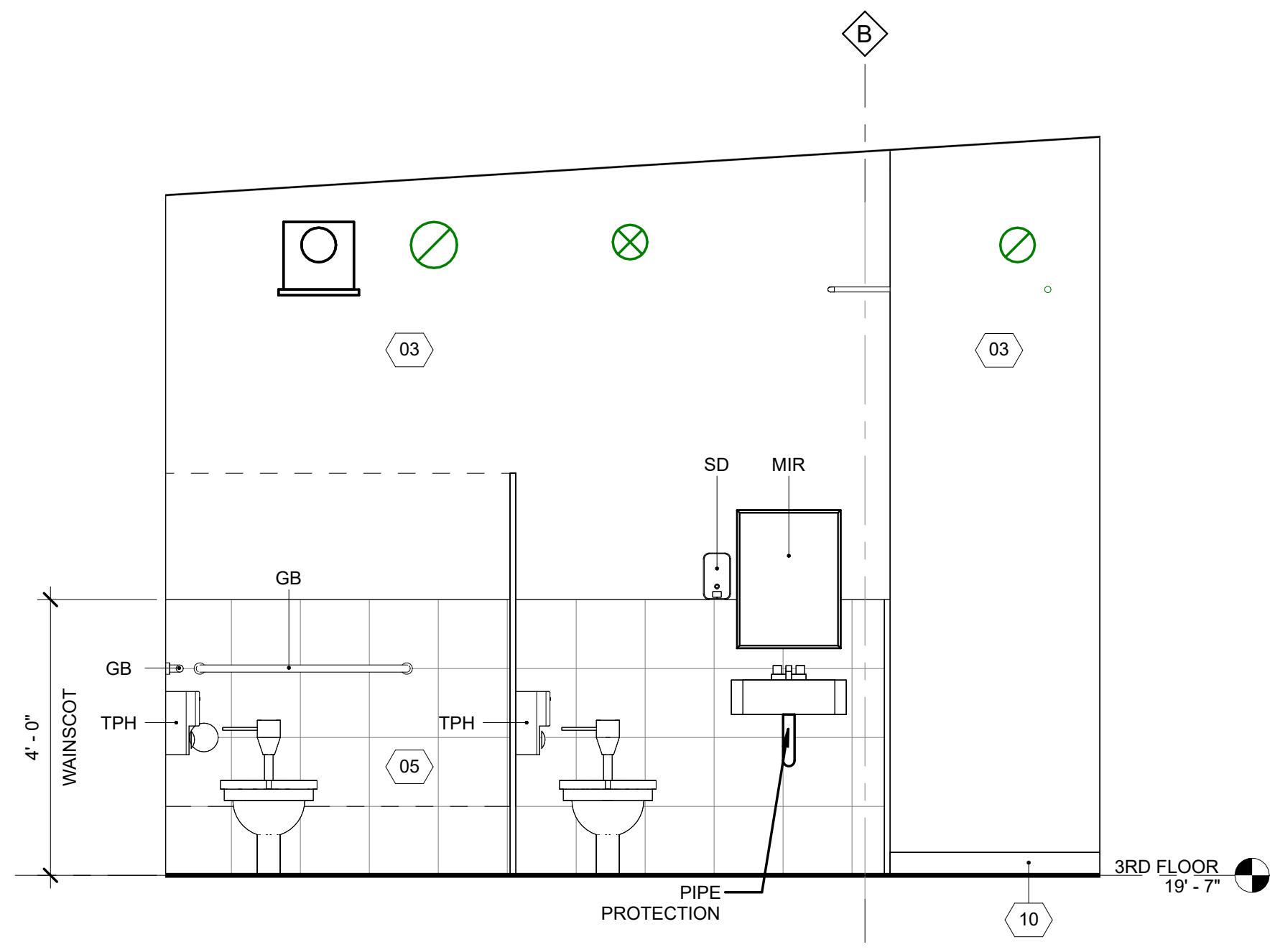
WOMEN'S RESTROOM 306 - NORTH ELEVATION 9
 1/2" = 1'-0"



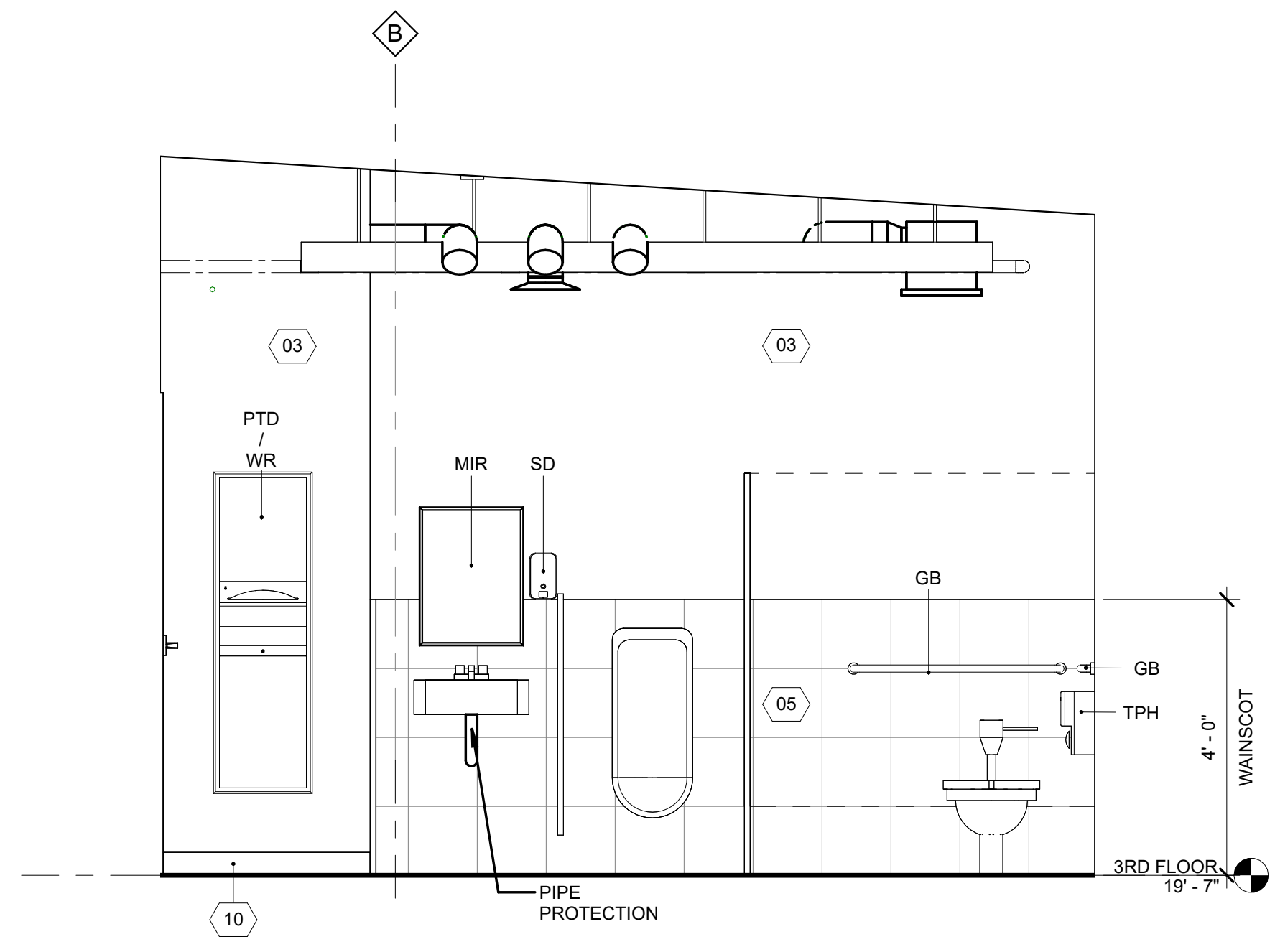
MEN'S RESTROOM 304 - NORTH ELEVATION 24
 1/2" = 1'-0"



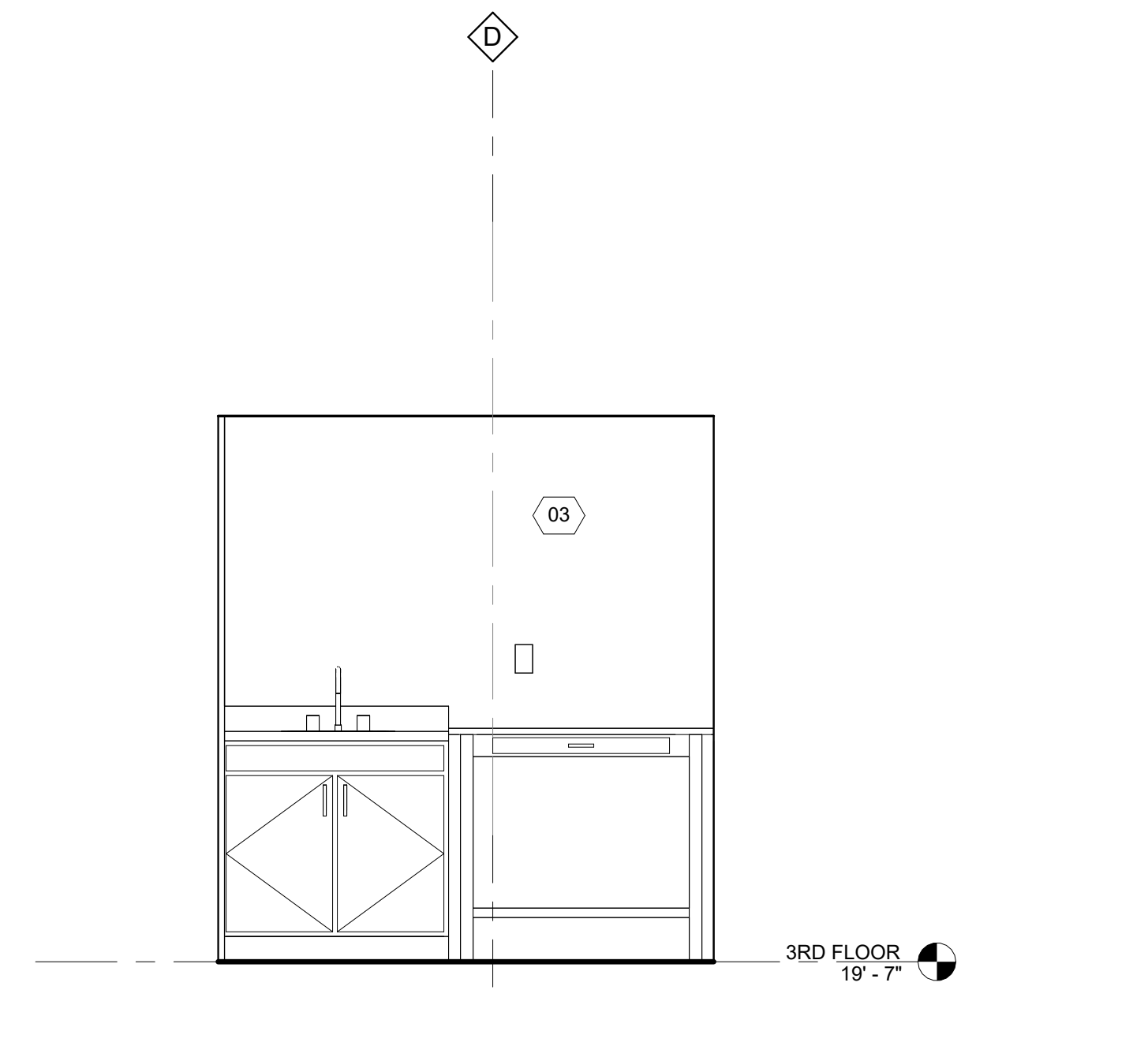
JANITOR'S CLOSET 305 - SOUTH ELEVATION 3
 1/2" = 1'-0"



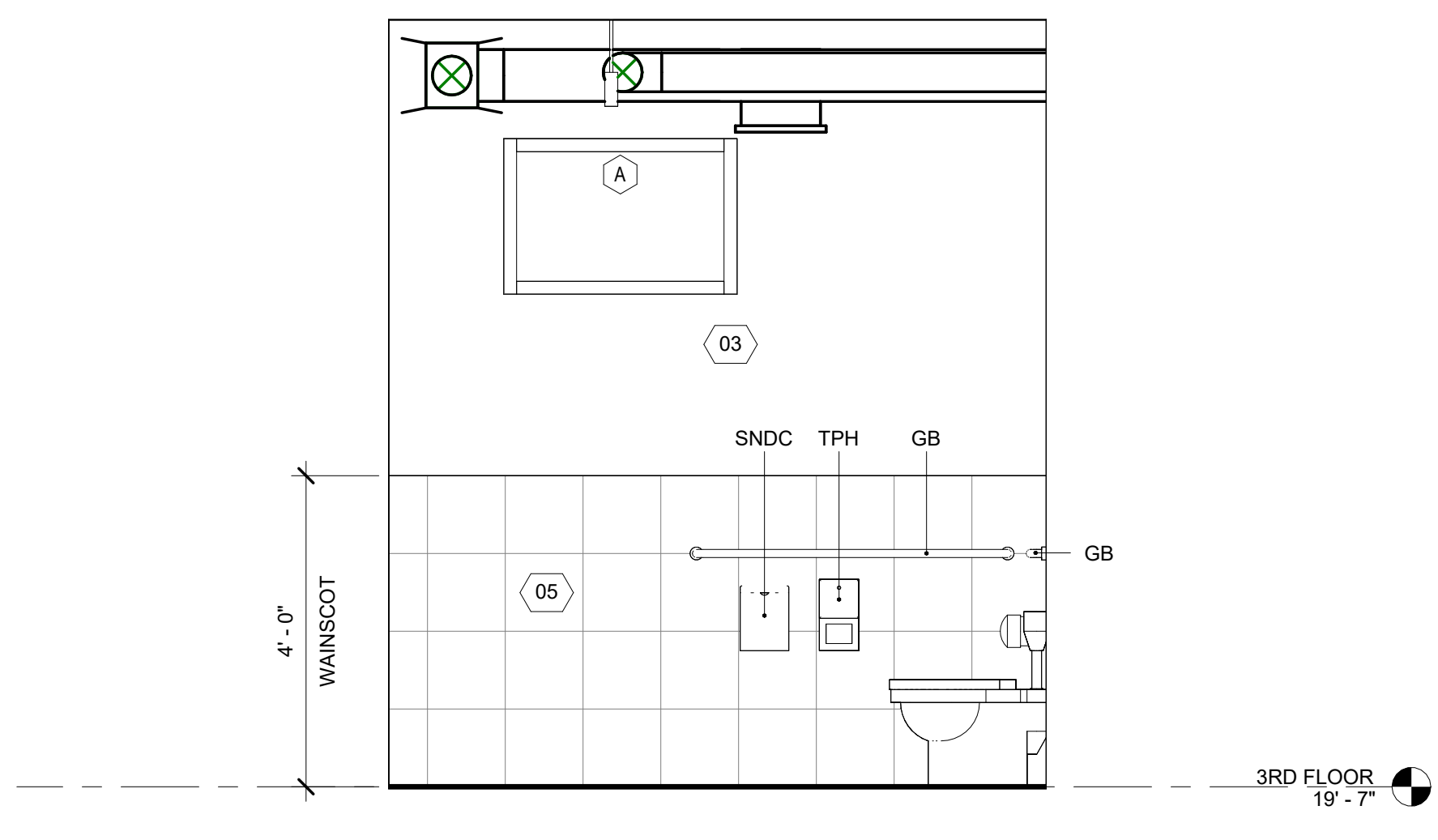
WOMEN'S RESTROOM 306 - EAST ELEVATION 8
 1/2" = 1'-0"



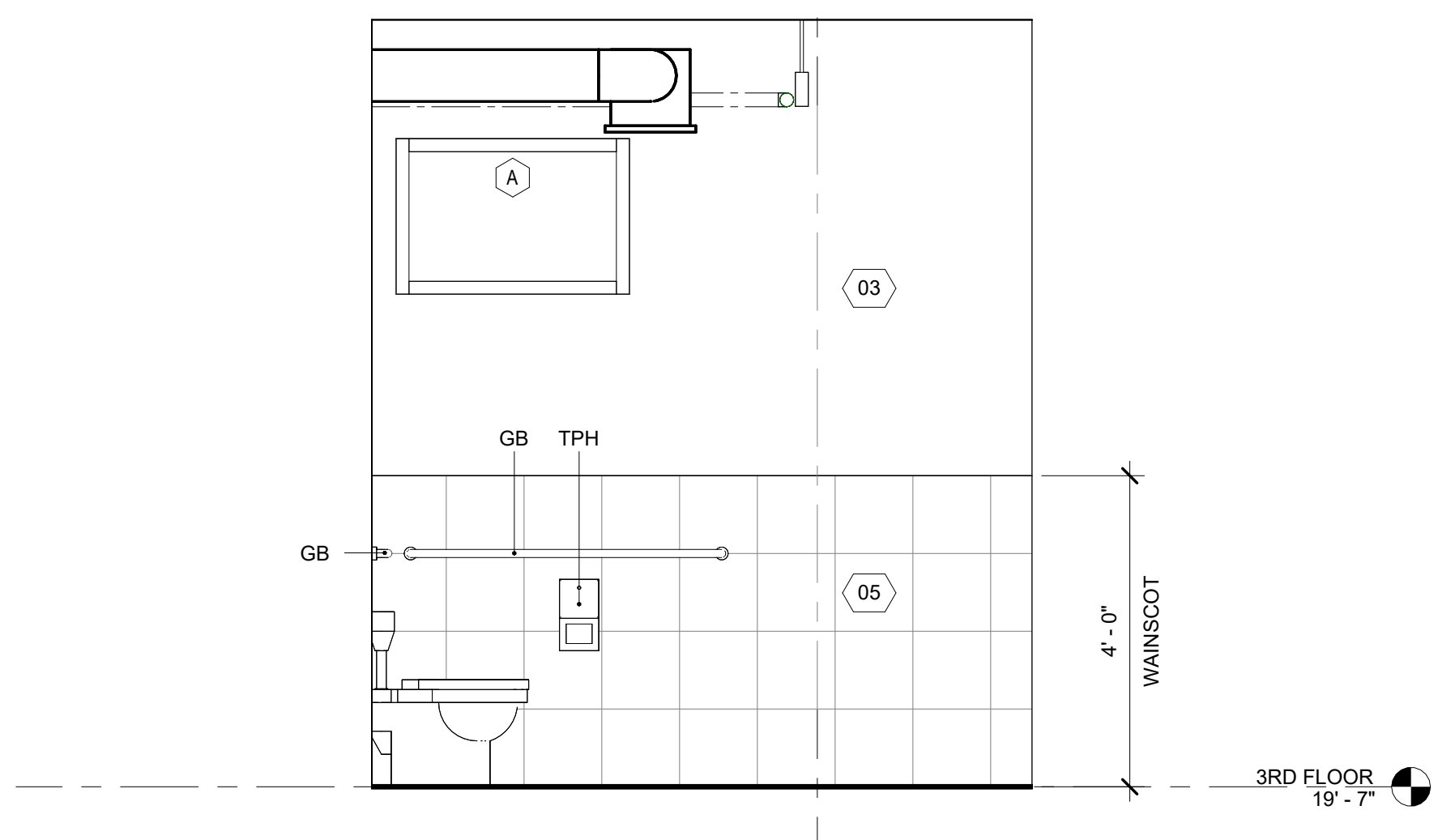
MEN'S RESTROOM 304 - EAST ELEVATION 23
 1/2" = 1'-0"



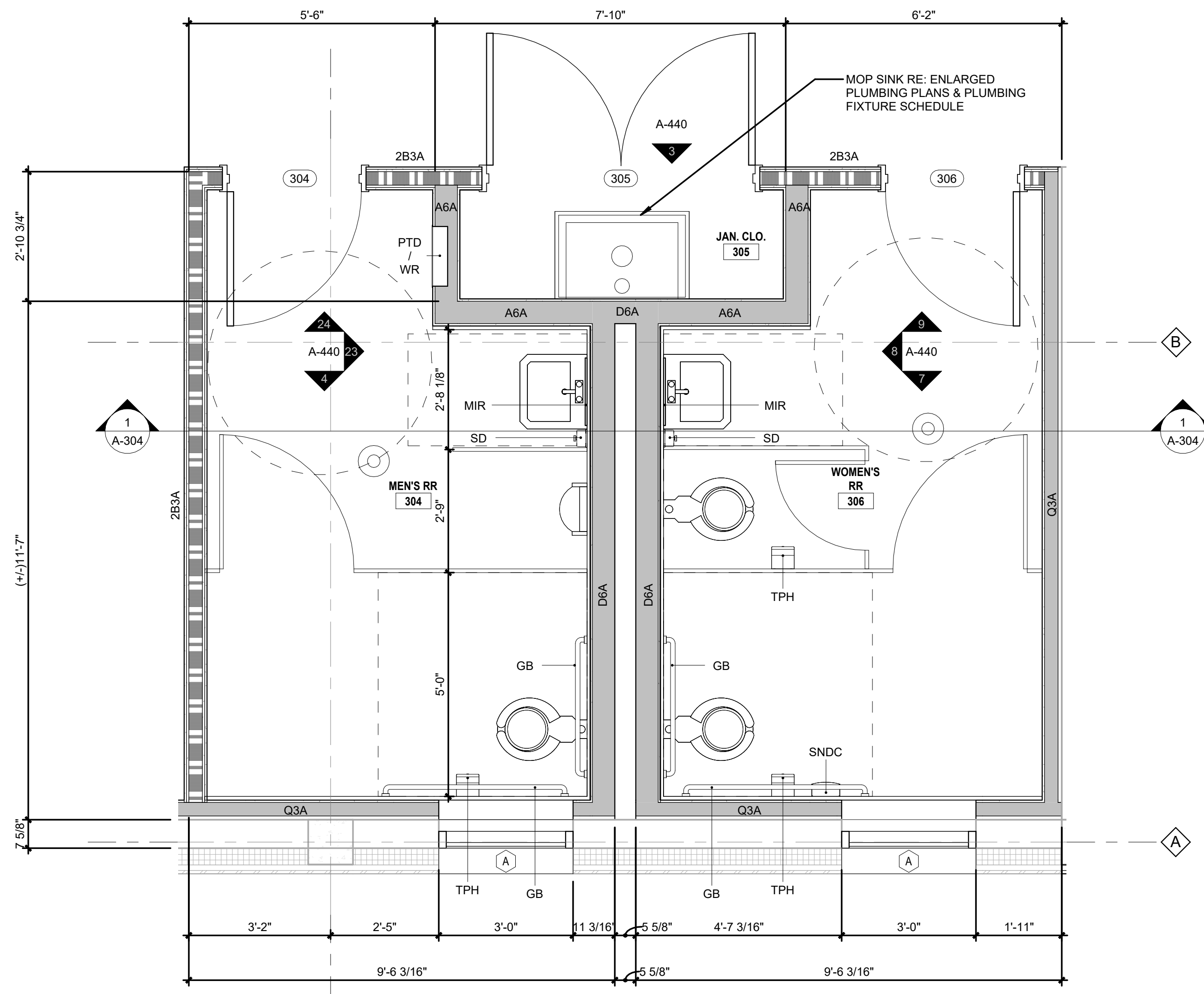
LAB CORRIDOR 300 - EAST ELEVATION 2
 1/2" = 1'-0"



WOMEN'S RESTROOM 306 - SOUTH ELEVATION 7
 1/2" = 1'-0"



MEN'S RESTROOM 304 - SOUTH ELEVATION 4
 1/2" = 1'-0"



MEN & WOMEN RESTROOMS 304/305 - ENLARGED PLAN 1
 1/2" = 1'-0"

GENERAL NOTES

- A. PLAN DIMENSIONS FOR NEW CONSTRUCTION ARE TO COLUMN CENTERS. FACE OF FRAMING AT INTERIOR FRAMED WALLS. FACE OF SHEATHING AT EXTERIOR FRAMED WALLS. FACE OF OPENINGS ARE DIMENSIONED TO CENTERLINE.
- B. REFER TO SHEETS A-501 & A-502 FOR INTERIOR PARTITION DETAILS.
- C. REFER TO SHEET A-802 FOR DOOR & WINDOW SCHEDULE.
- D. REFER TO ENLARGED PLAN SHEETS (A-421 - A-425) FOR DOOR & WINDOW TAGS.
- E. DOORS ARE LOCATED WITH A 4" MINIMUM GAP BETWEEN EDGE OF JAMB & FINISH FACE OF WALL.
- F. ALL NEW SBS ROOFING IS TO BE CONSTRUCTED AT A MINIMUM SLOPE OF 1/4"12".
- G. DASHED WINDOWS INDICATE THAT THE WINDOW IS ABOVE THE FLOOR PLAN'S CUT PLANE OF 4'-0".
- H. REPAIR DRYWALL WHERE WALLS HAVE BEEN REMOVED AND ADJUST NEW WALLS AS REQUIRED SO FACE OF NEW WALLS LINE UP WITH FACE OF EXISTING WALLS TO REMAIN.
- I. MAINTAIN REQUIRED SUPPORT FOR ALL SYSTEMS AS REQUIRED I.E., CEILING GRID, CABLES, ETC.
- J. MAINTAIN REQUIRED FIRE RATING ON ALL EXISTING I.E., WALLS, COLUMNS, STRUCTURAL MEMBERS, FLOOR & CEILING ASSEMBLIES, ETC.
- K. INFILL OPENINGS IN EXISTING EXTERIOR MASONRY WALLS WITH NEW CMU TO MATCH EXISTING UNIT SIZE, WEIGHT, AND STRENGTH. CONTRACTOR SHALL DOWEL NEW INFILL TO EXISTING MASONRY AS PER STRUCTURAL NOTES ON 6/S-502. ALL MORTAR JOINTS SHALL BE TOOLED TO MATCH EXISTING PROFILE (E.G., CONCAVE) AND COLOR. ENSURE FULL BED AND HEAD JOINTS FOR ALL NEW UNITS. LEAVE A 1/4" - 3/4" GAP AT THE VERY TOP AND FILL WITH NON-SHRINK GROUT OR BACKER ROD + SEALANT TO ACCOUNT FOR DEFLECTION.

MATERIAL LEGEND

- 01. 7/8" PAC-CLAD, CORRUGATED, VERTICAL METAL PANEL. (ALTERNATE #1)
- 02. EXISTING CMU BLOCK TO BE PAINTED WITH EPOXY COATING.
- 03. METAL STUD WITH 5/8" GYPSUM BOARD, PAINTED.
- 04. 6" AND/OR 3-5/8" (RE-SCHED) METAL STUDS; 2-HOUR FIRE-RATED PARTITION WITH 5/8" GYPSUM BOARD, PAINTED.
- 05. CERAMIC TILE UP TO 4'-0" (NET WALLS ONLY RE: A-440).
- 06. NEW SBS ROOF OVER R/ ROOF INSULATION ON TOP OF EXISTING CONCRETE DECK.
- 07. LABORATORY CASEWORK: RE: A-422 - A-427.
- 08. 6" RUBBER WALL BASE: RE: A-422
- 09. FRP UP TO 4'-0" ON ALL WALLS IN JANITOR'S CLOSET (305). RE: A-422

REVISIONS

NO.	DESCRIPTION	DATE

THIRD FLOOR RENOVATION OF BLDG 29 LABORATORIES AT NIRC

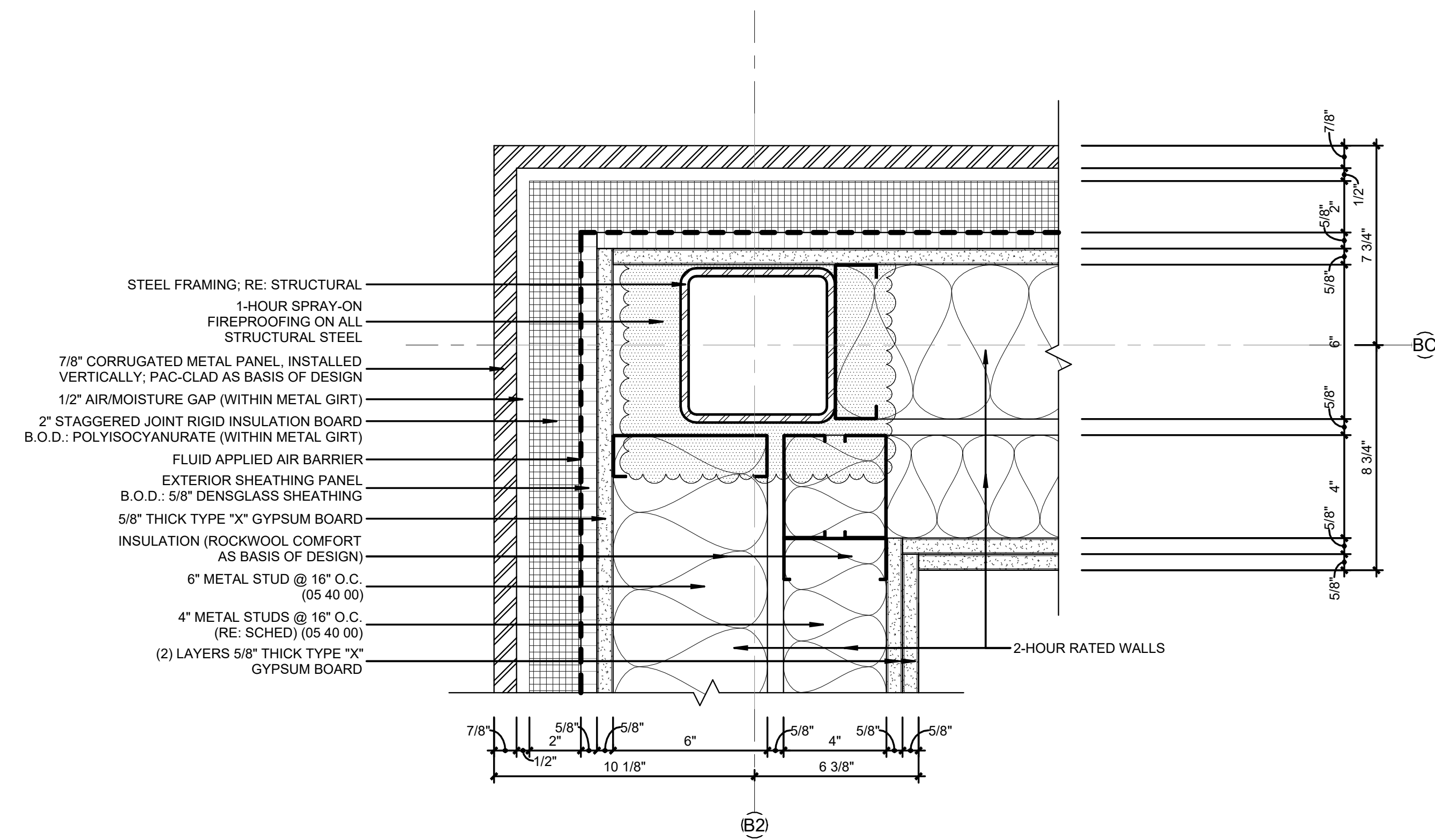
4401 W. ADMIRAL DOYLE DRIVE,
 NEW IBERIA, LOUISIANA
 70560

ENLARGED BATHROOM PLAN & INTERIOR ELEV.

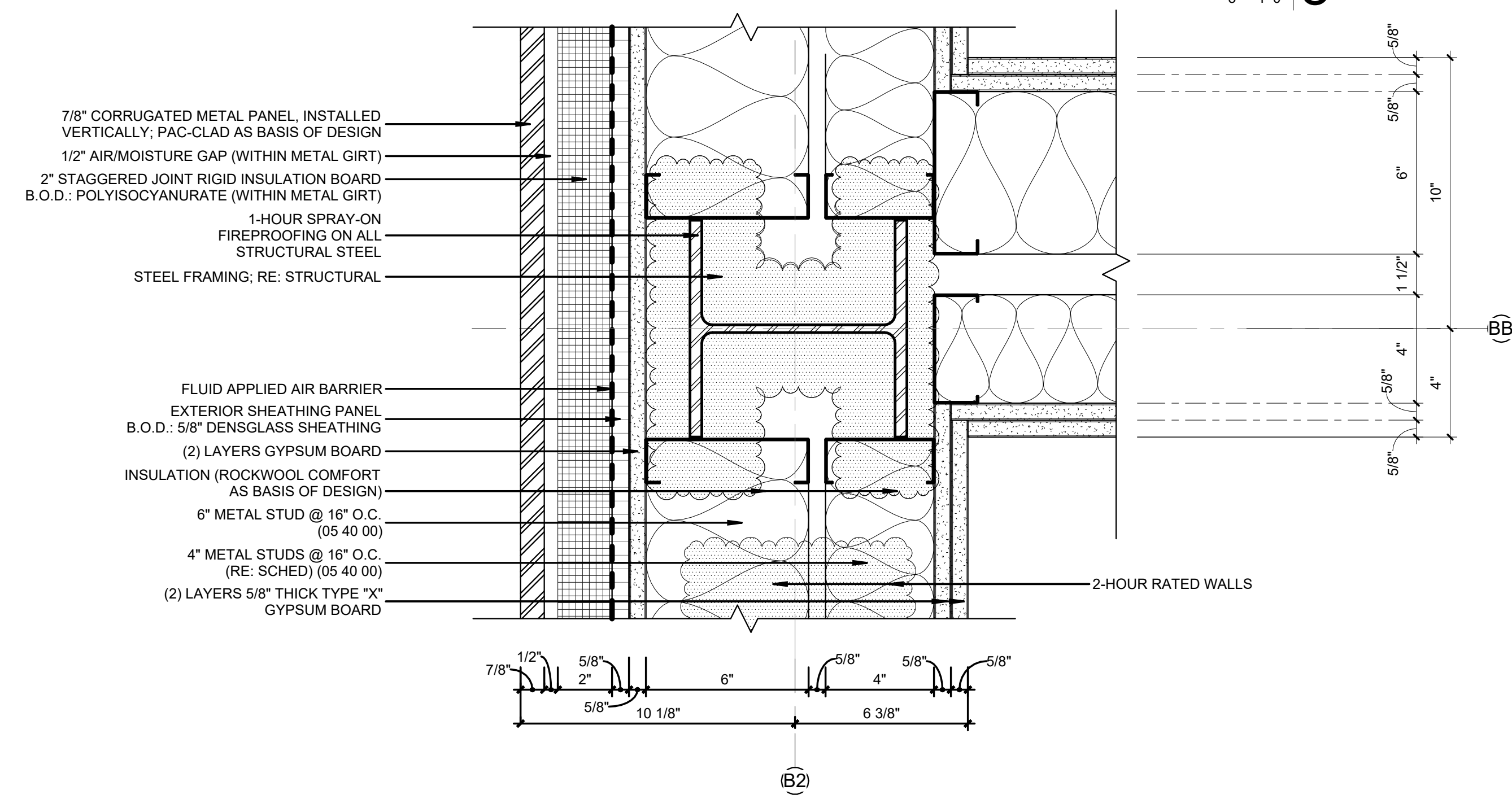
PROJECT NUMBER	2025.040	DRAWN BY	CC
DATE	APRIL 14, 2026	CHECKED BY	NM
PHASE	100% BID SET		



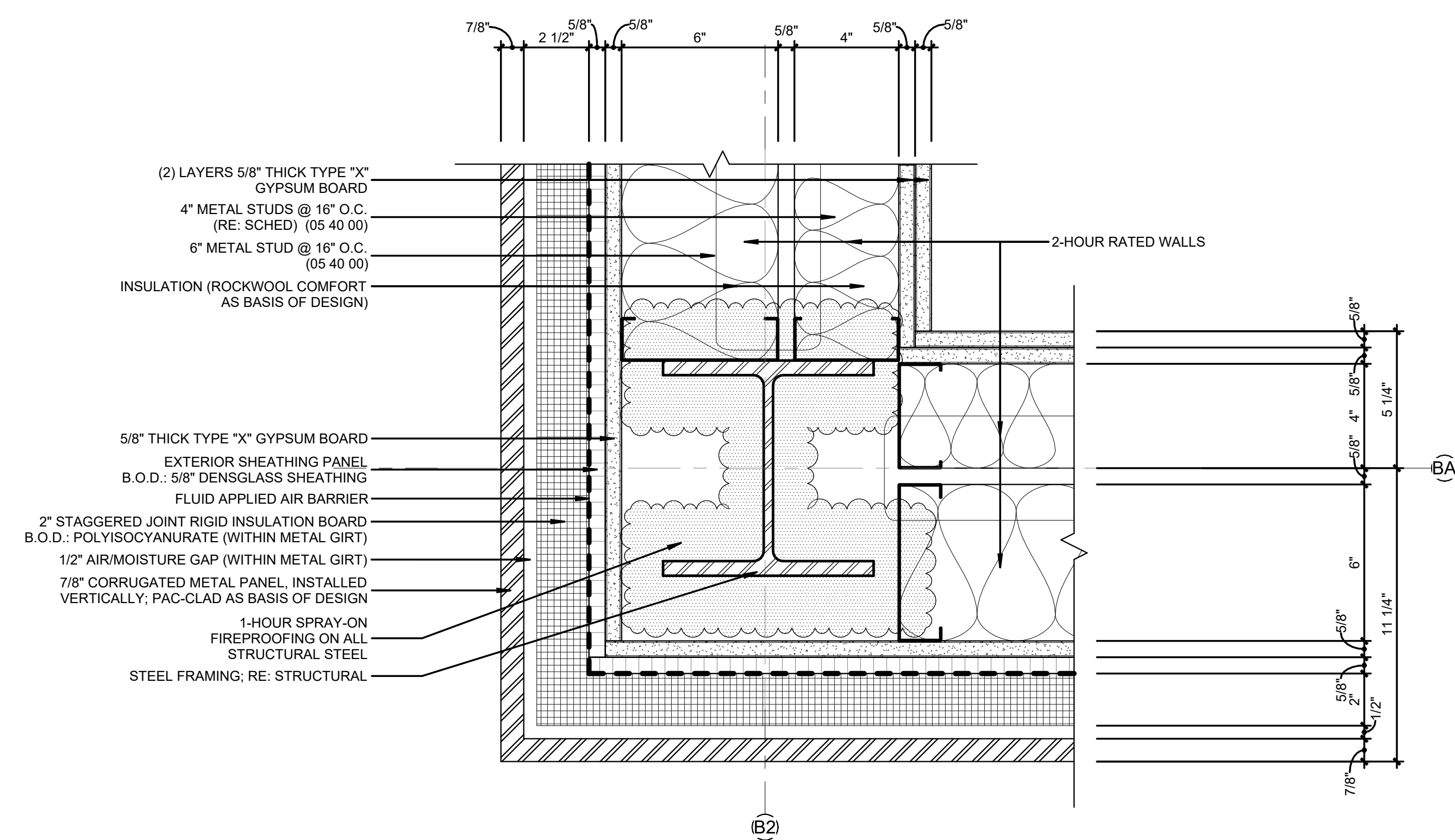
A-440



DETAIL @ COL. B2-BC - FIRST FLOOR 3
3" = 1'-0"



DETAIL @ COL. B2-BB - FIRST FLOOR 2
3" = 1'-0"



DETAIL @ COL. B2-BA - FIRST FLOOR 1
3" = 1'-0"


REVISIONS		
NO.	DESCRIPTION	DATE

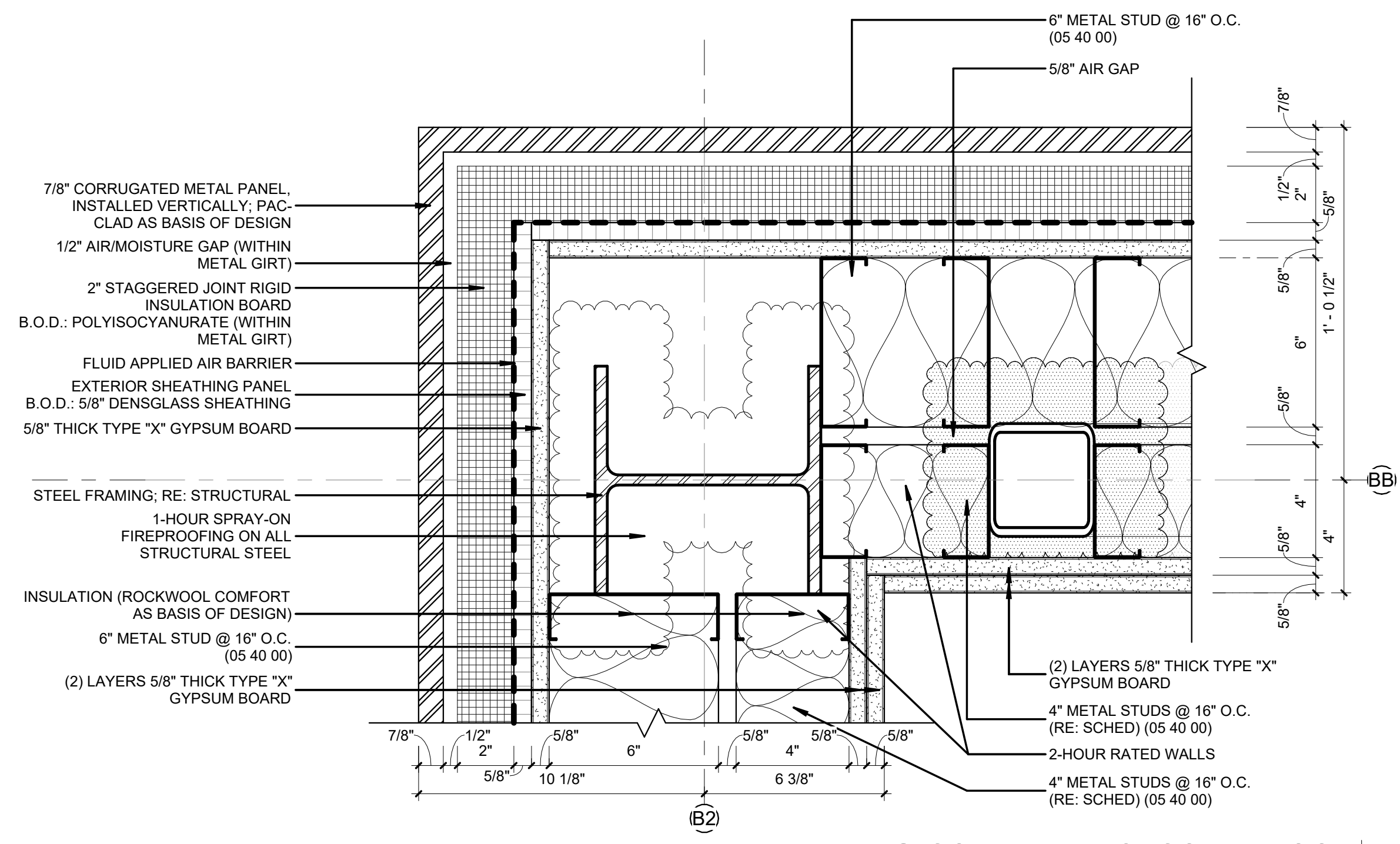
THIRD FLOOR RENOVATION OF BLDG 29 LABORATORIES AT NIRC

4401 W. ADMIRAL DOYLE DRIVE,
NEW IBERIA, LOUISIANA
70560

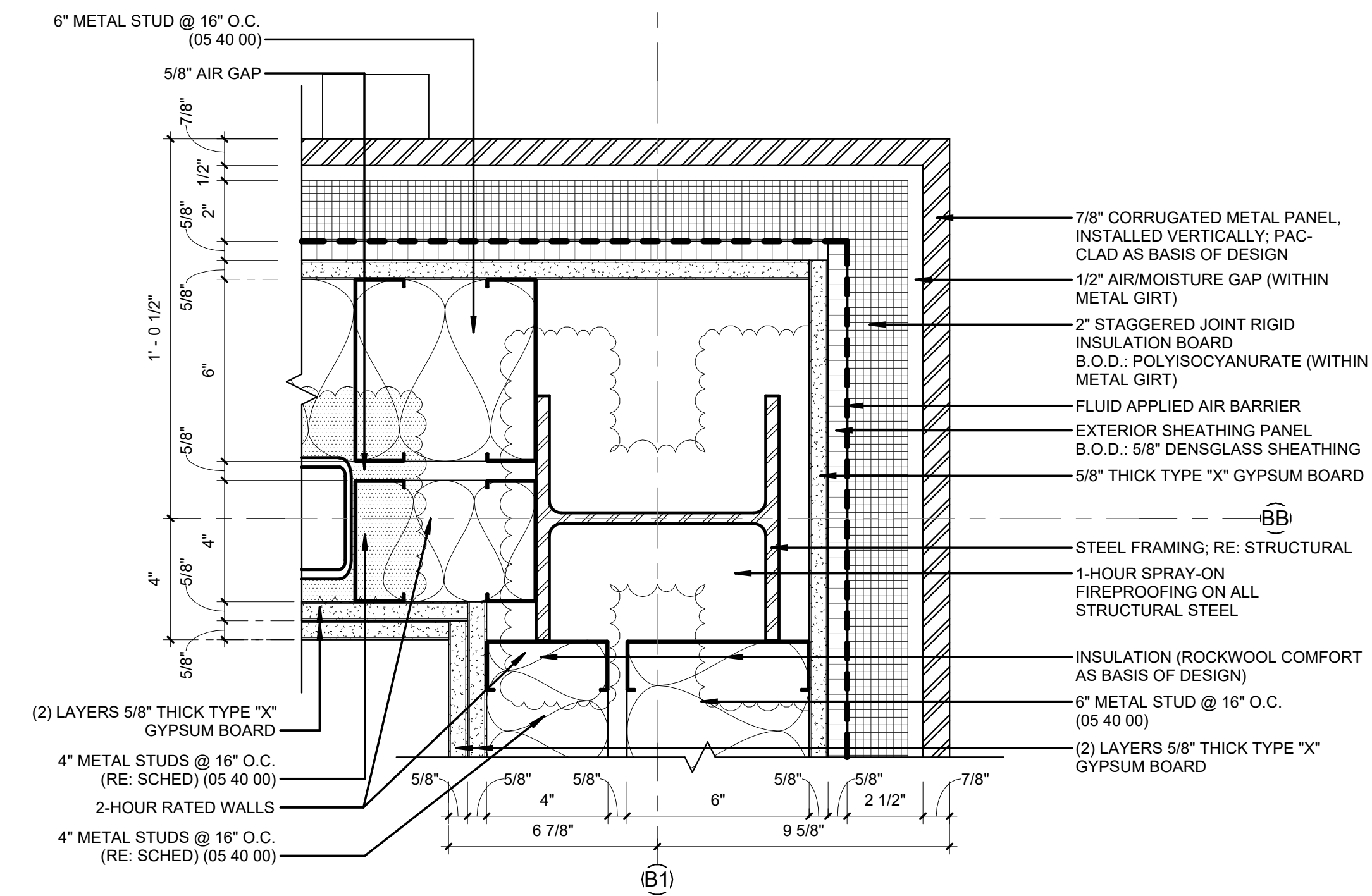
PLAN DETAILS

PROJECT NUMBER 2025.040	DRAWN BY CC
DATE APRIL 14, 2026	CHECKED BY NM
PHASE 100% BID SET	

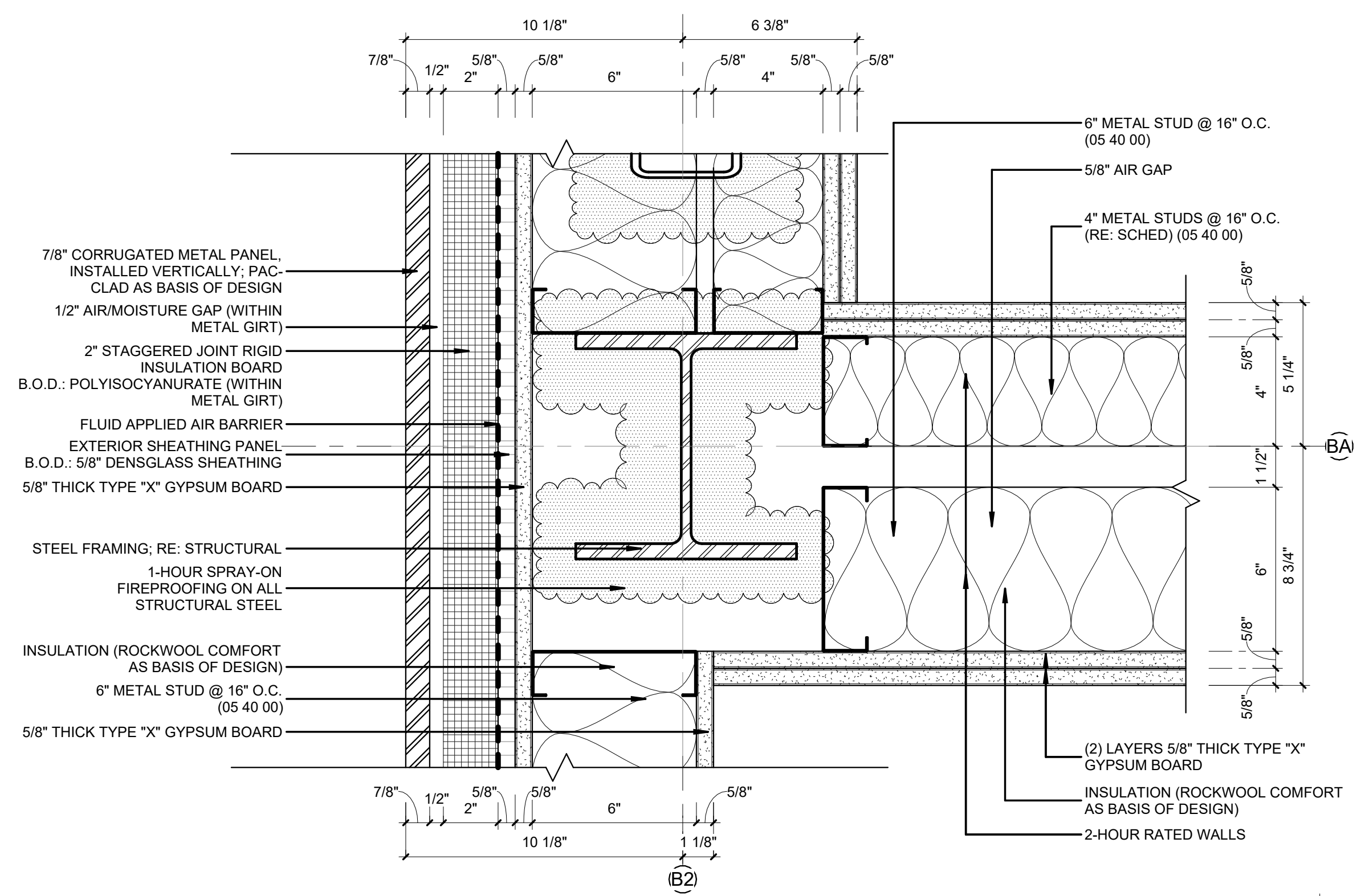




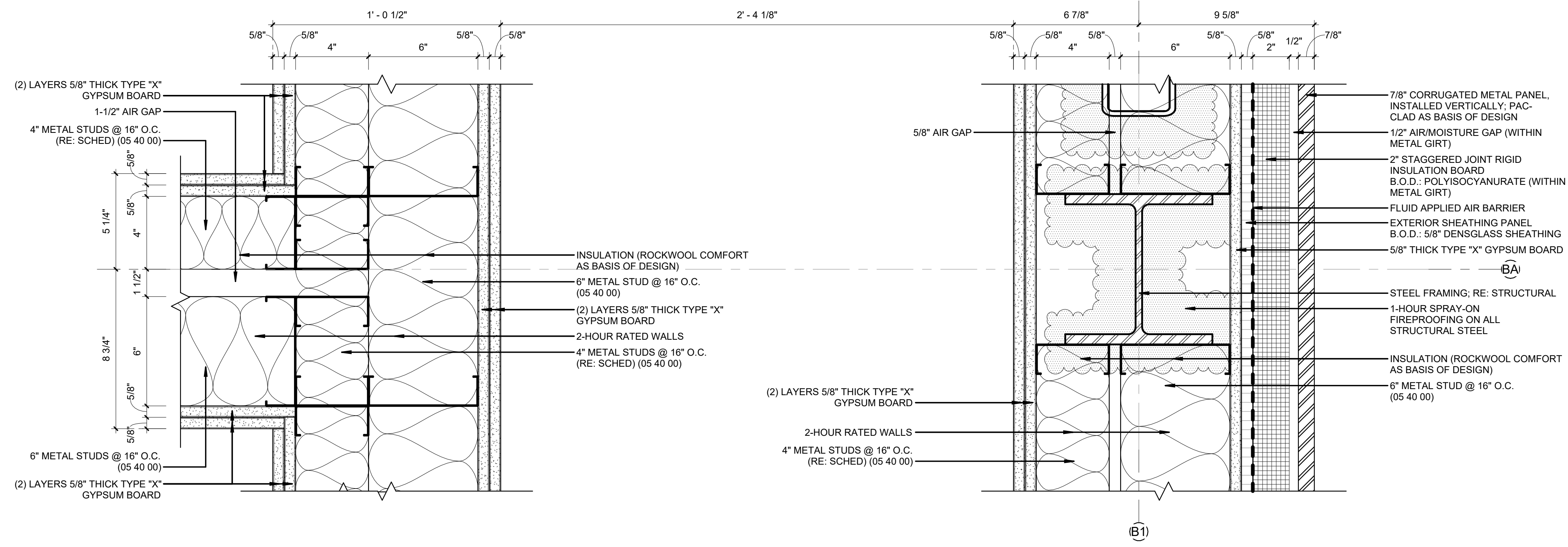
DETAIL @ COL. B2-BB - SECOND FLOOR 6
3" = 1'-0"



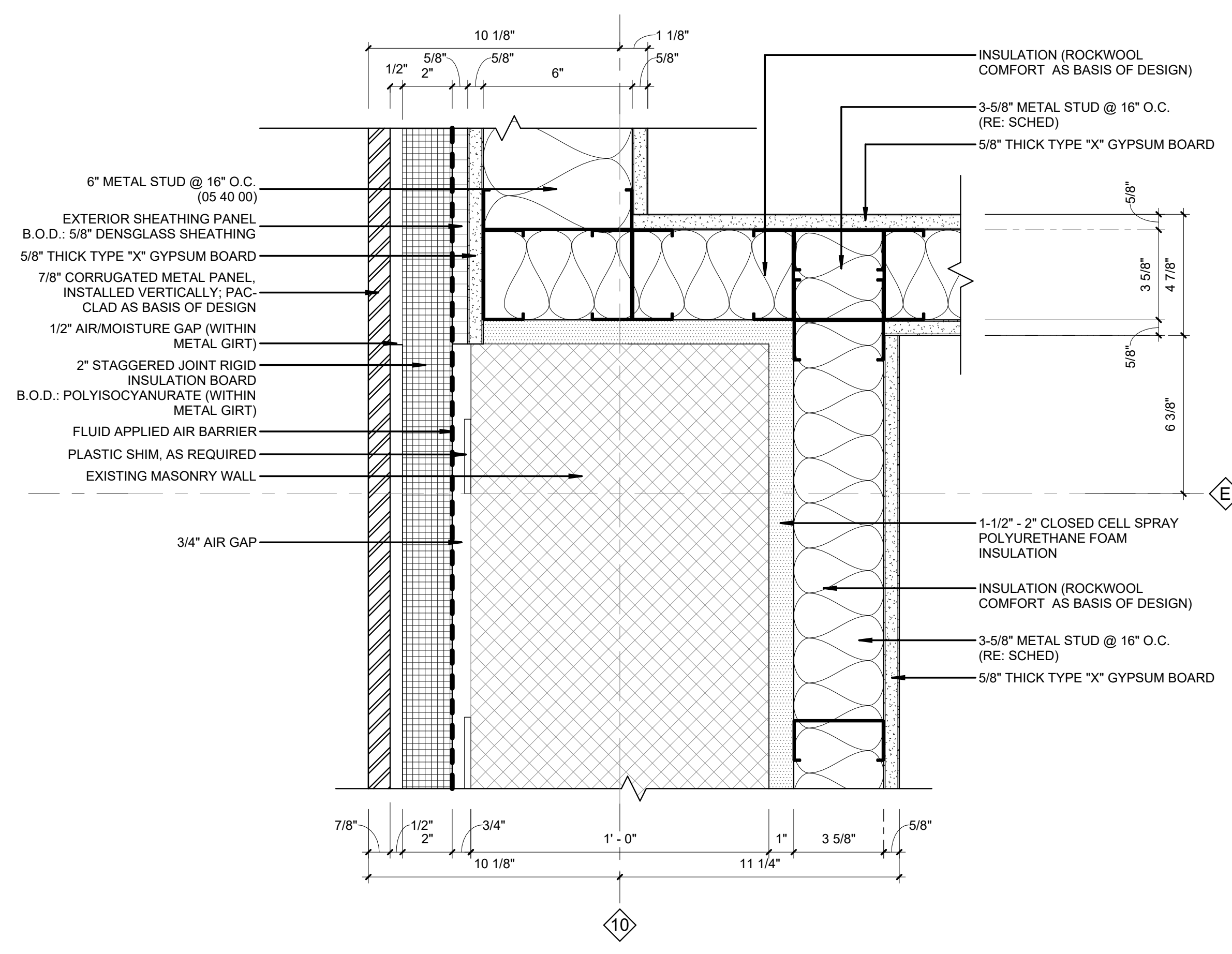
DETAIL @ COL. B1-BB - SECOND FLOOR 3
3" = 1'-0"



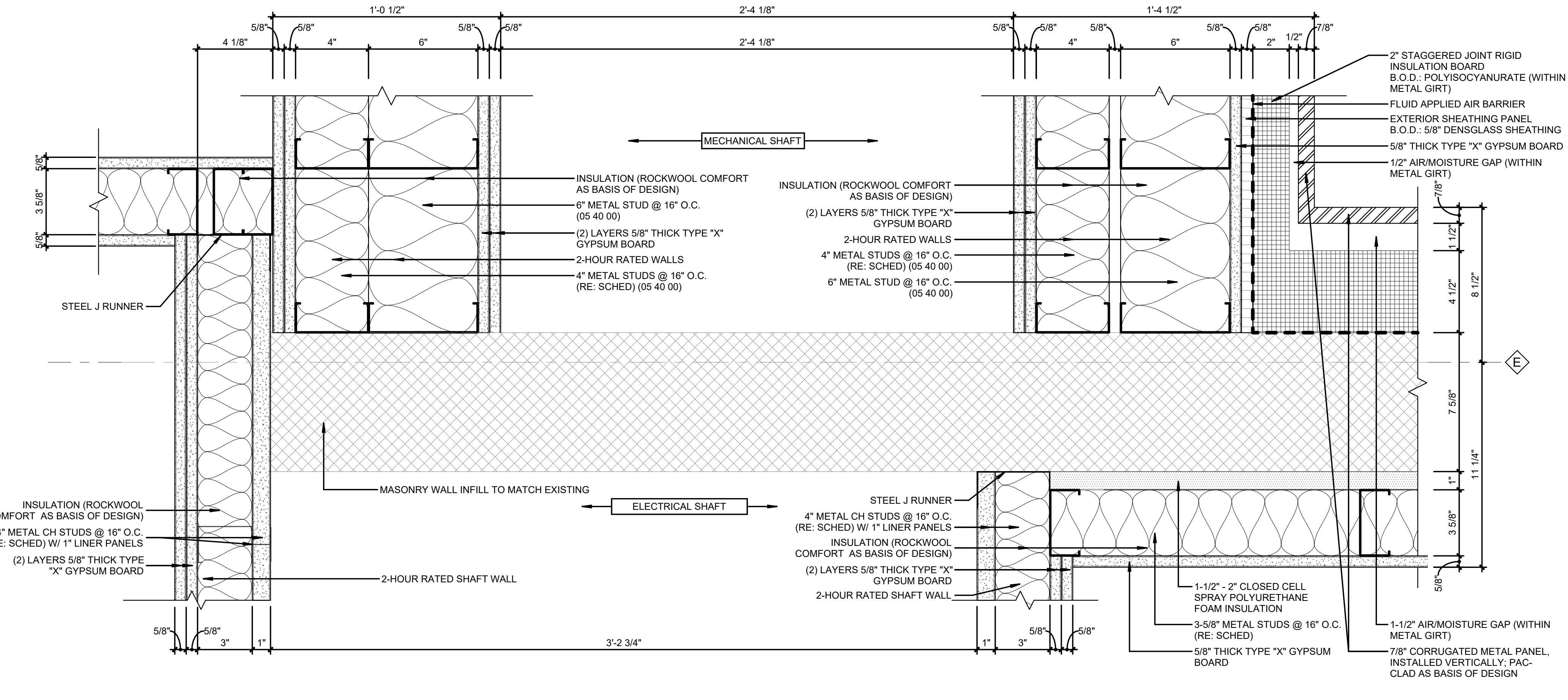
DETAIL @ COL. B2-BA - SECOND FLOOR 5
3" = 1'-0"



DETAIL @ COL. B1-BA - SECOND FLOOR 2
3" = 1'-0"



DETAIL @ COL. 10-E - SECOND FLOOR 4
3" = 1'-0"



DETAIL @ COL. B1-E - THIRD FLOOR 1
3" = 1'-0"

NOTE:
ALL ELEVATOR AND MECHANICAL SHAFT FRAMING IS AS PER SECTION 05 40 00 (COLD-FORMED METAL FRAMING) UNLESS OTHERWISE NOTED.


REVISIONS		
NO.	DESCRIPTION	DATE

THIRD FLOOR RENOVATION OF BLDG 29 LABORATORIES AT NIRC

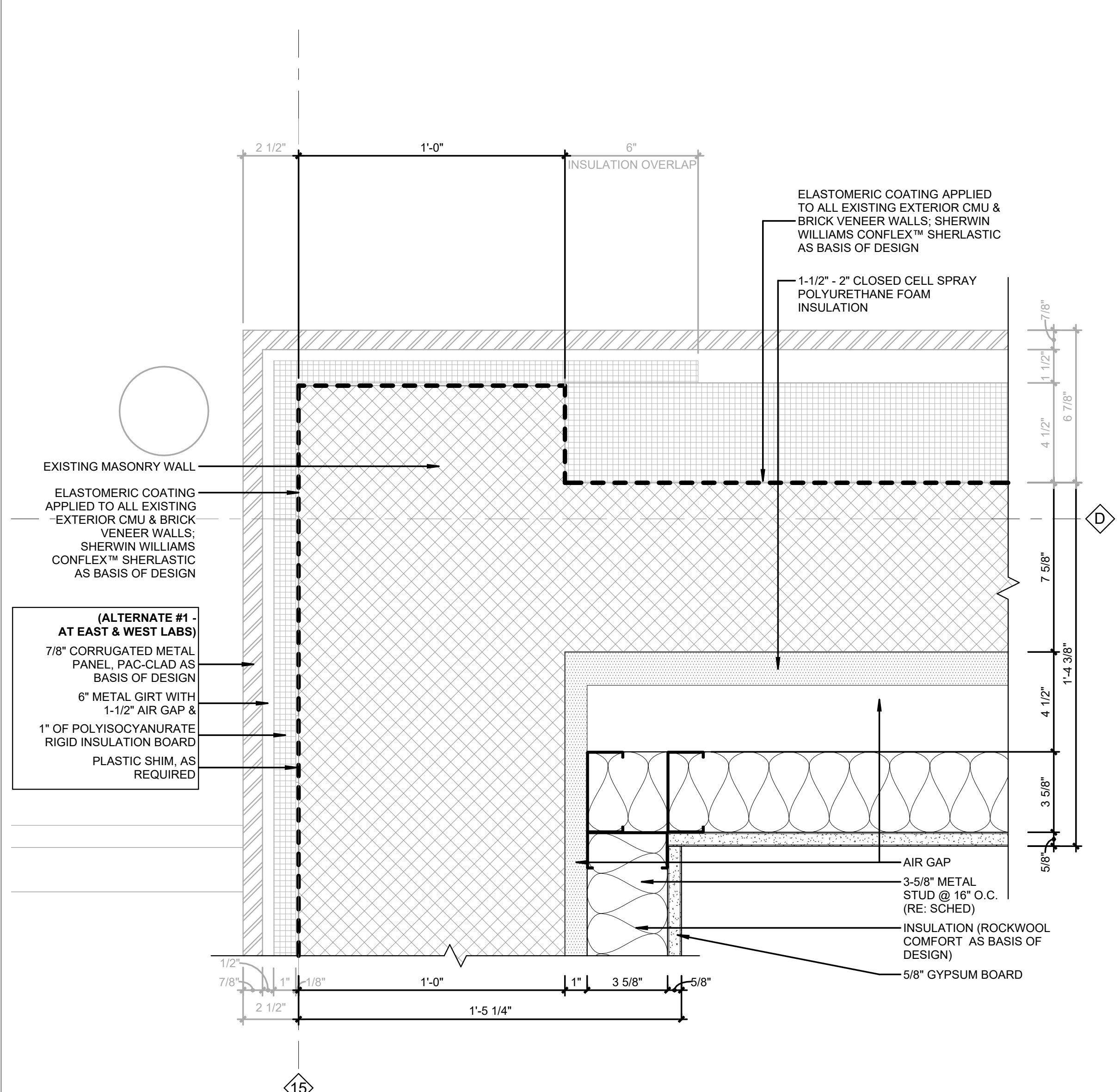
4401 W. ADMIRAL DOYLE DRIVE,
NEW BERIA, LOUISIANA
70560

PLAN DETAILS

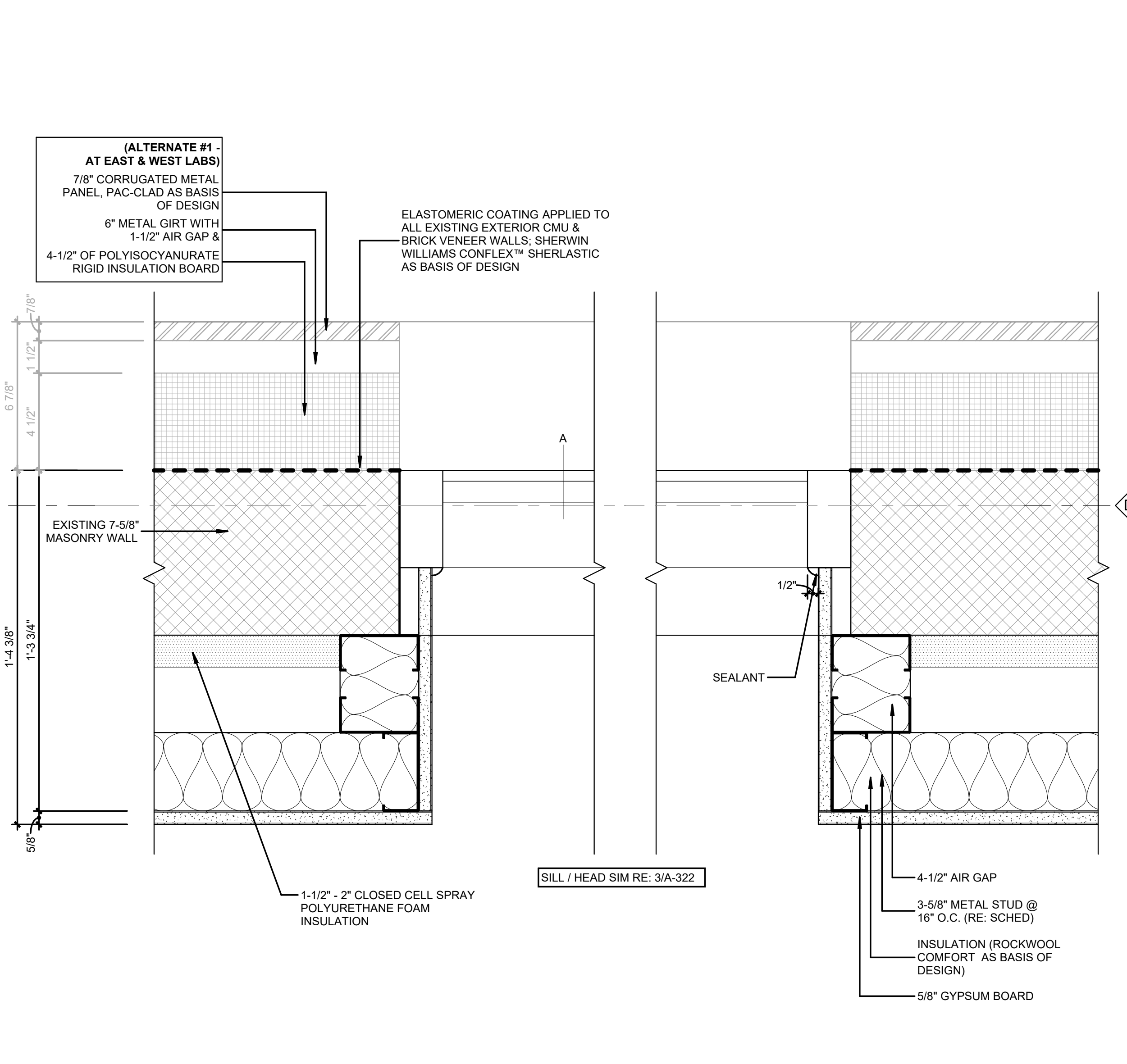
PROJECT NUMBER	DATE	PHASE	DRAWN BY	CHECKED BY
2025.040	APRIL 14, 2026	100% BID SET	CC	NM



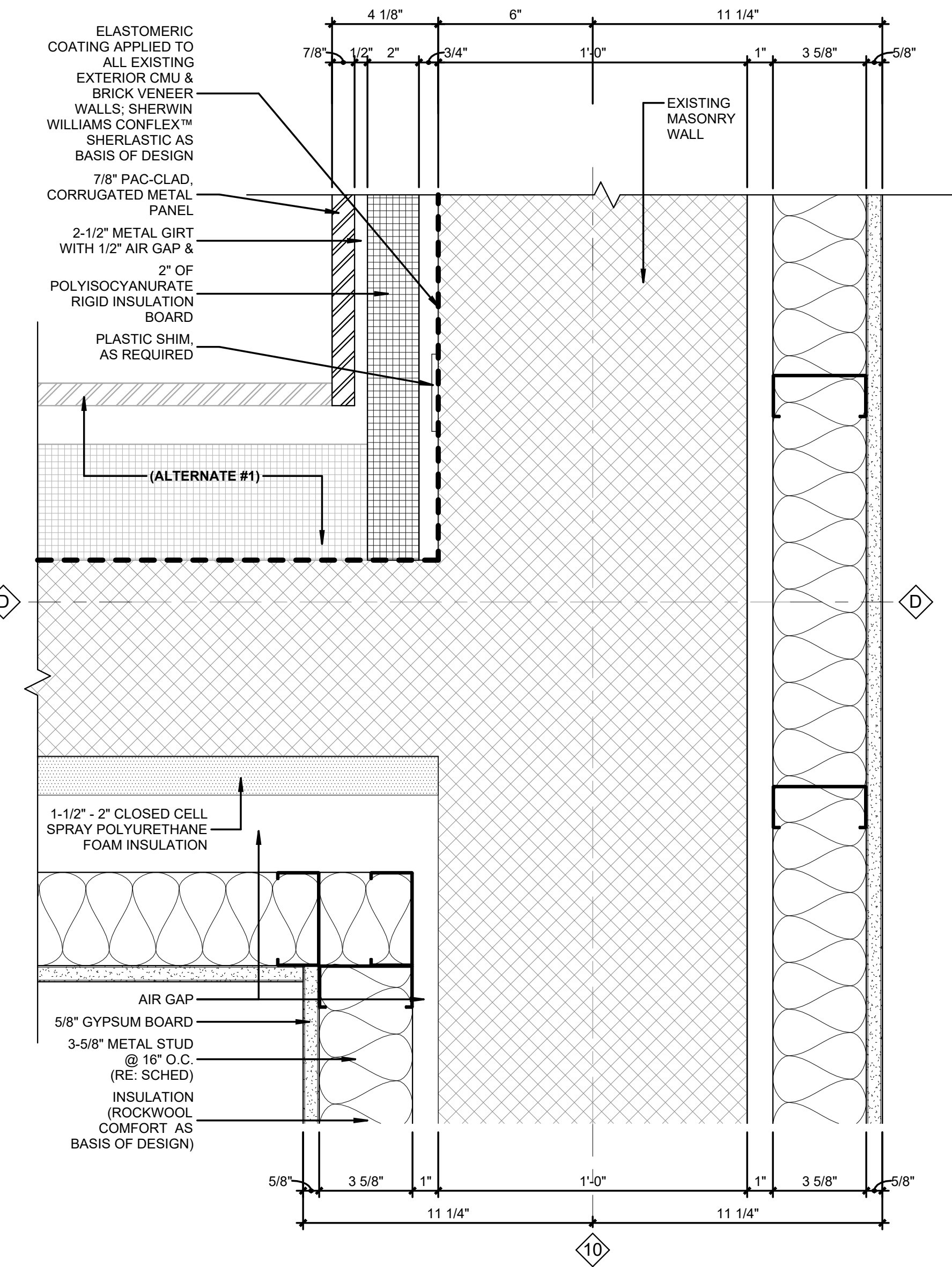
Copyright © 2026 Chase Marshall
 Under the Copyright Act 17, U.S.C. amended December 1, 1990, also known as the protection Act of 1990, these documents are copyrighted and are subject to copyright protection as an "Architectural Work". The design, spatial forms, ideas, compositions and arrangement of items delineated in this set of plans are the property of Chase Marshall Architects. Unauthorized use of these plans can legally result in the cessation of such construction or building being seized and/or razed.



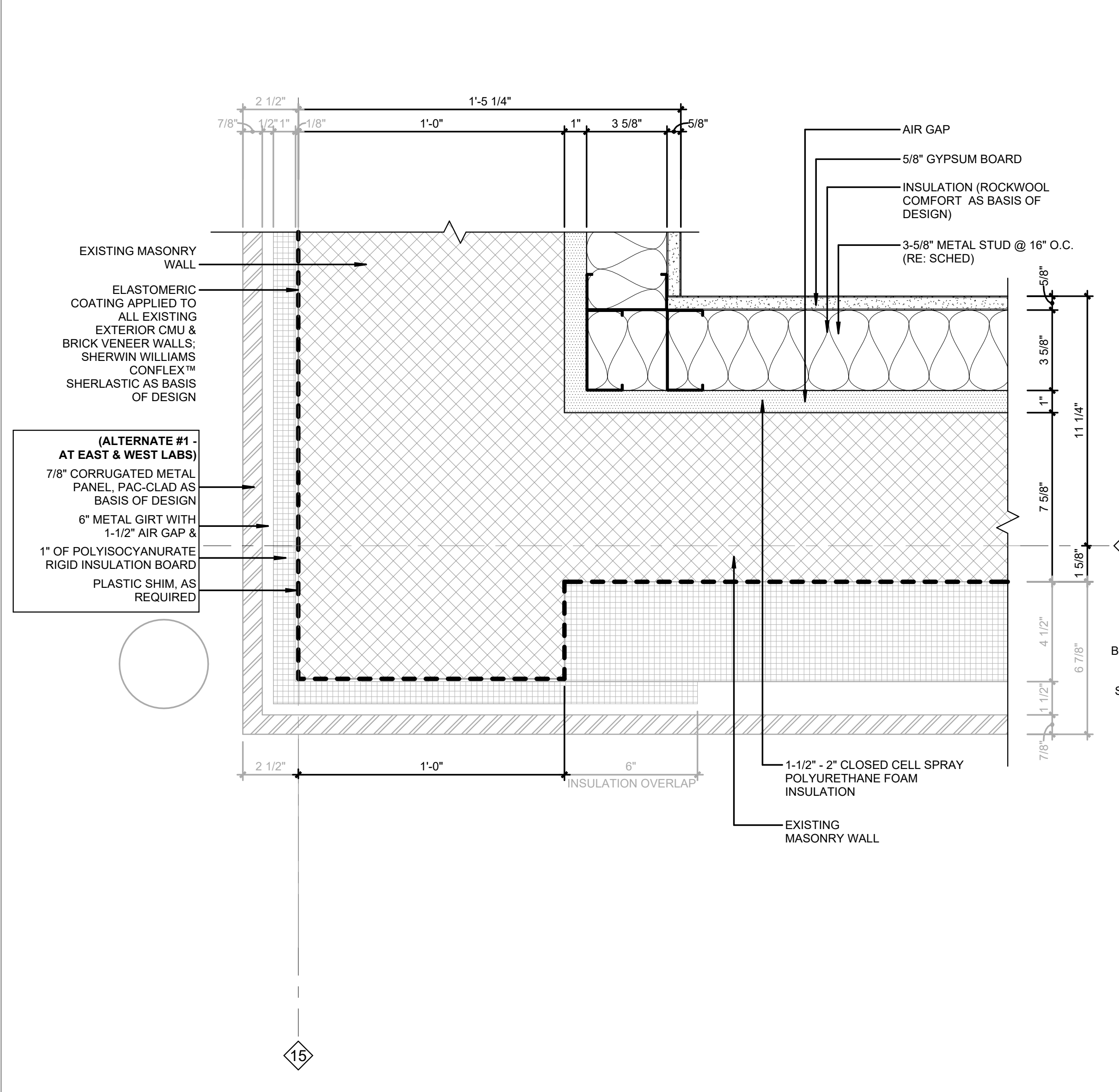
DETAIL @ COL. D-15 - THIRD FLOOR
 3" = 1'-0" **6**



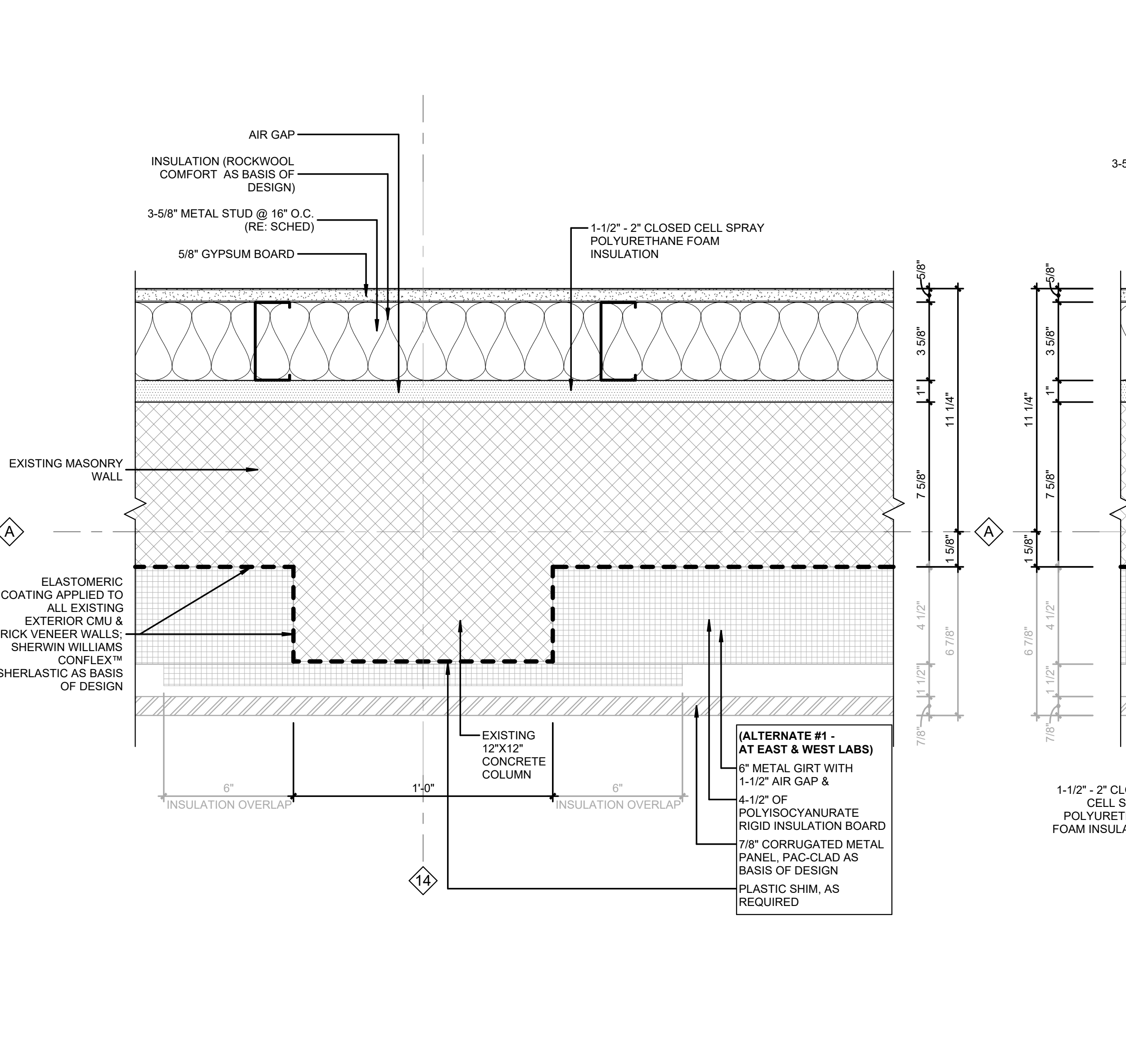
DETAIL @ WINDOW A JAM @ COL. D - THIRD FLOOR
 3" = 1'-0" **4**



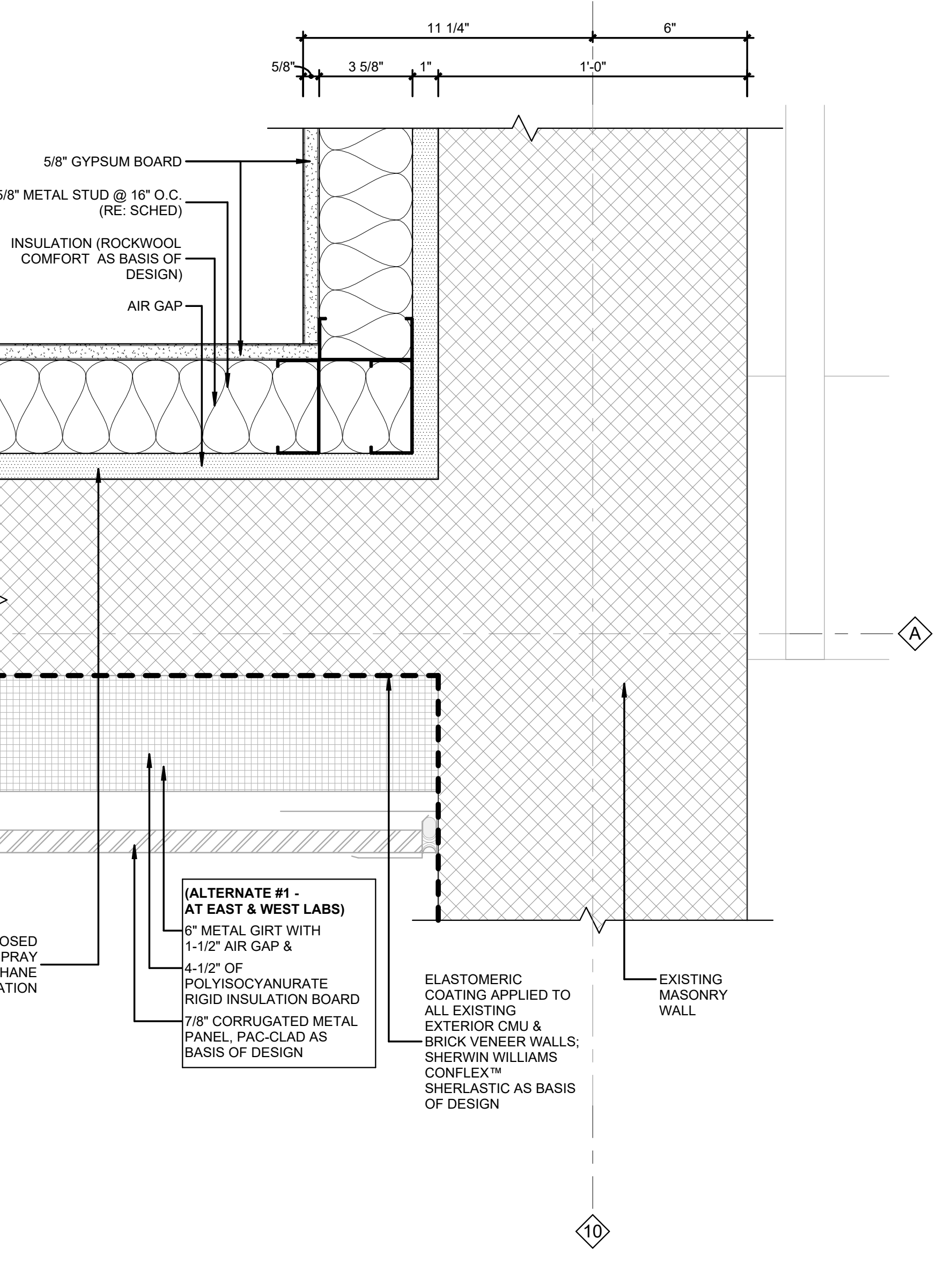
DETAIL @ COL. D-10 - THIRD FLOOR
 3" = 1'-0" **2**



DETAIL @ COL. A-15 - THIRD FLOOR
 3" = 1'-0" **5**



DETAIL @ COL. A-14 - THIRD FLOOR
 3" = 1'-0" **3**



DETAIL @ COL. A-10 - THIRD FLOOR
 3" = 1'-0" **1**


REVISIONS		
NO.	DESCRIPTION	DATE

THIRD FLOOR RENOVATION OF BLDG 29 LABORATORIES AT NIRC

4401 W. ADMIRAL DOYLE DRIVE,
 NEW IBERIA, LOUISIANA
 70560

PLAN DETAILS

PROJECT NUMBER 2025.040	DRAWN BY CC
DATE APRIL 14, 2026	CHECKED BY NM
PHASE 100% BID SET	



Autodesk Docs/2025.040_Third Floor Renovation to NIRC BLDG 29/2025.040_THIRD FLOOR RENOVATION TO NIRC BLDG29.rvt 4/16/2026 8:19:42 AM

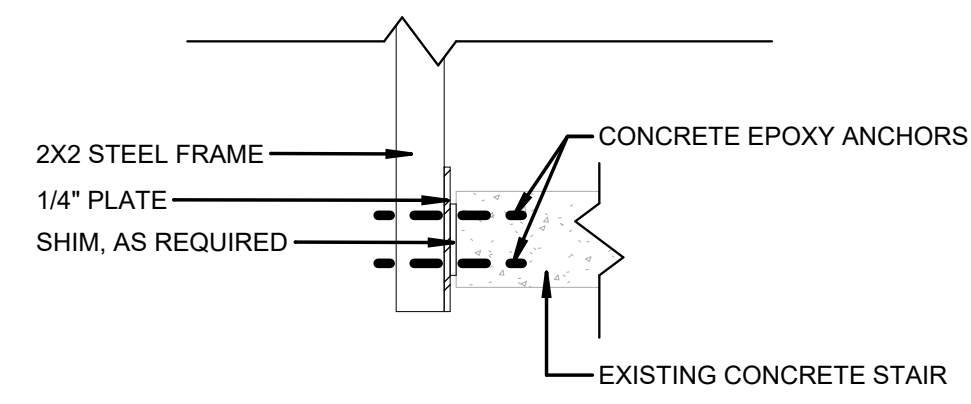
Copyright © 2024 Chase Marshall
Under the Copyright Act 17, U.S.C. amended December 1, 1990, also known as the protection act of 1990, these documents are copyrighted and are subject to copyright protection as an "Architectural Work". The design, spatial forms, ideas, compositions and arrangement of items delineated in this set of plans are the property of Chase Marshall Architects. Unauthorized use of these plans can legally result in the cessation of such construction or building being seized and/or razed.

GENERAL NOTES

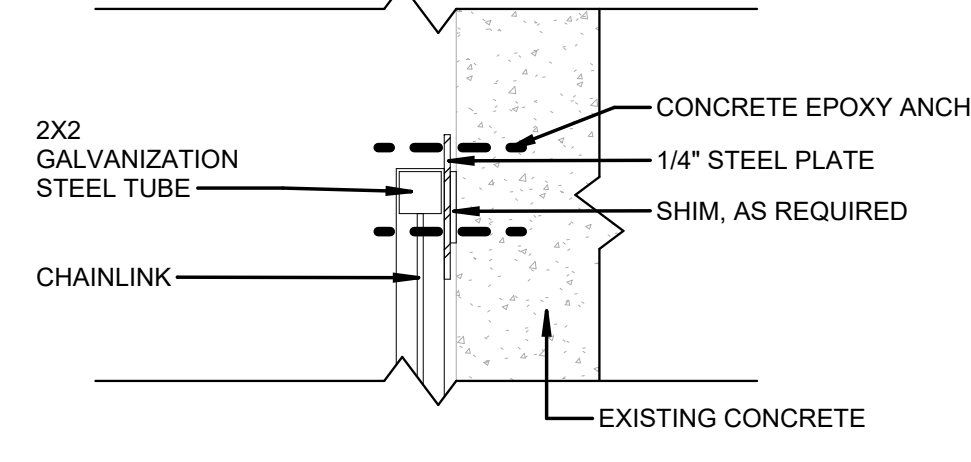
- A. ALL DIMENSIONS ARE TO FRAMING OF NEW PARTITIONS AND FINISH FACE OF EXISTING WALLS UNLESS INDICATED OTHERWISE.
- B. REPAIR DRYWALL WHERE WALLS HAVE BEEN REMOVED AND ADJUST NEW WALLS AS REQUIRED SO FACE OF NEW WALLS LINE UP WITH FACE OF EXISTING WALLS TO REMAIN.
- C. MAINTAIN REQUIRED SUPPORT FOR ALL SYSTEMS AS REQUIRED I.E., CEILING GRID, CABLES, ETC.
- D. MAINTAIN REQUIRED FIRE RATING ON ALL EXISTING I.E., WALLS COLUMNS, STRUCTURAL MEMBERS, FLOOR & CEILING ASSEMBLIES, ETC.

NEW WORK NOTES

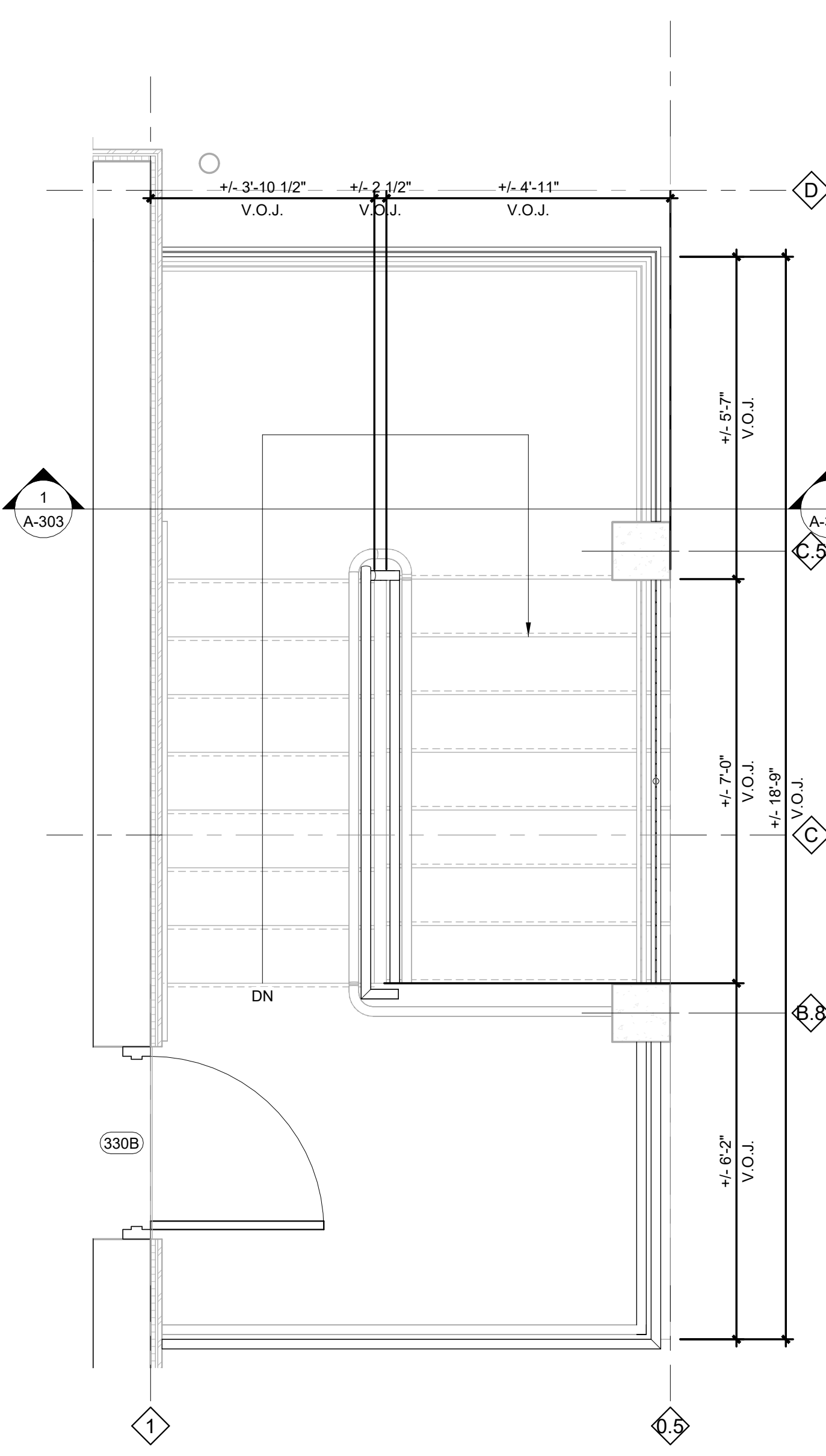
- a. TAMOSEAL TRAFFIC COATING TO BE APPLIED TO ALL EXTERIOR STAIRS.
- b. INSTALL REQUIRED NEW GUARDRAILS: 2X2 STEEL FRAME, 42" TALL, W/ CHAIN LINK TO ALL EXISTING HANDRAILS.
- c. REPLACE EXISTING HANDRAILS AT STAIR #4 WITH NEW HANDRAILS 36" TALL & PICKET SYSTEM GUARD RAILS 42" TALL, AS PER CODE.
- d. REPAIR EXISTING STAIRS, AS REQUIRED.
- e. REMOVE EXISTING HANDRAIL ATTACHED TO EXTERIOR WALL AT STAIRS #1 AND #2. REPLACE RAILING IN KIND AFTER INSTALLING METAL PANEL WALL, AS PER SCHEDULE.



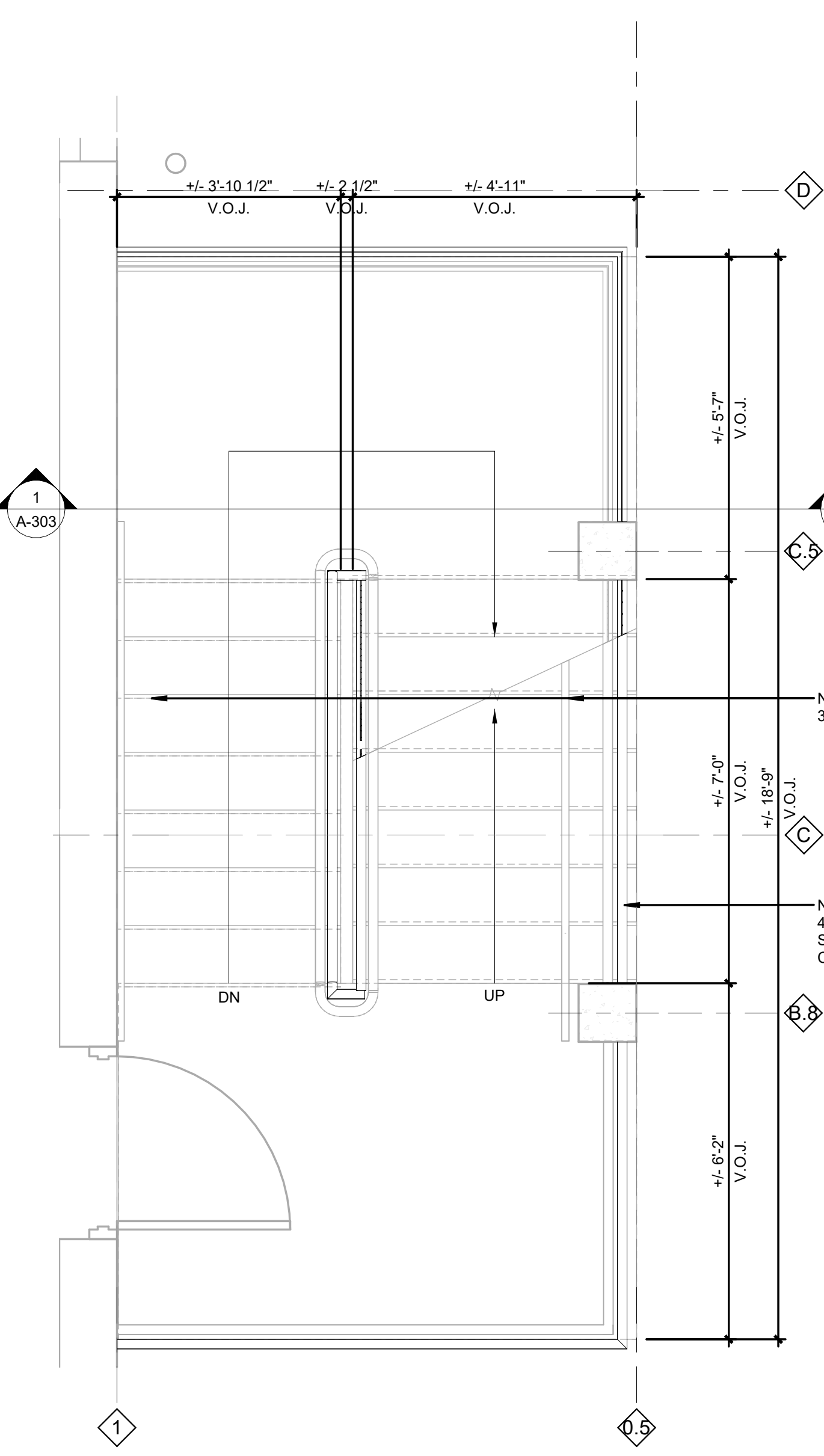
STAIR RAILING CONNECTION TO SLAB
N.T.S.



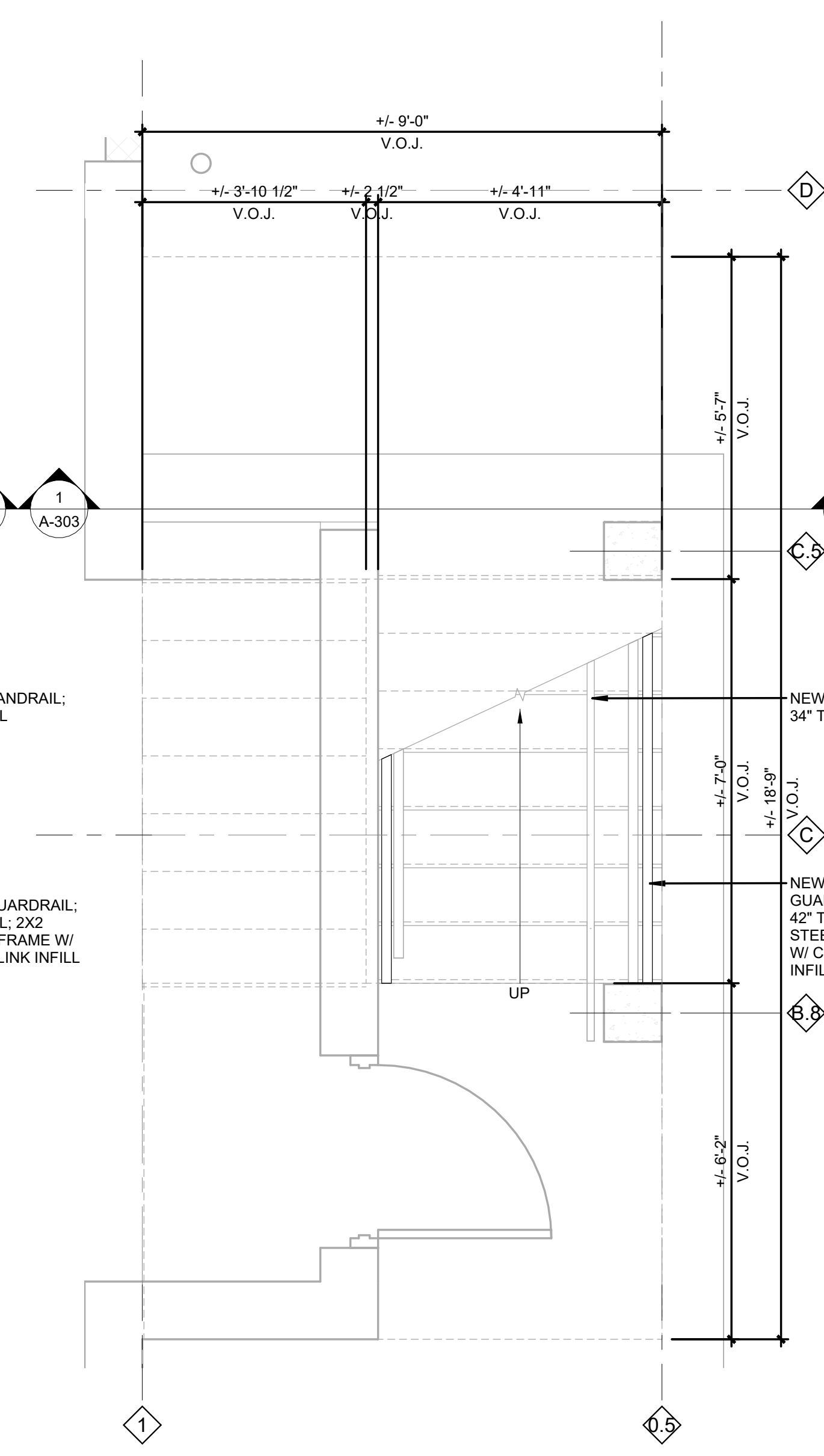
STAIR RAILING CONNECTION TO COLUMN
N.T.S.



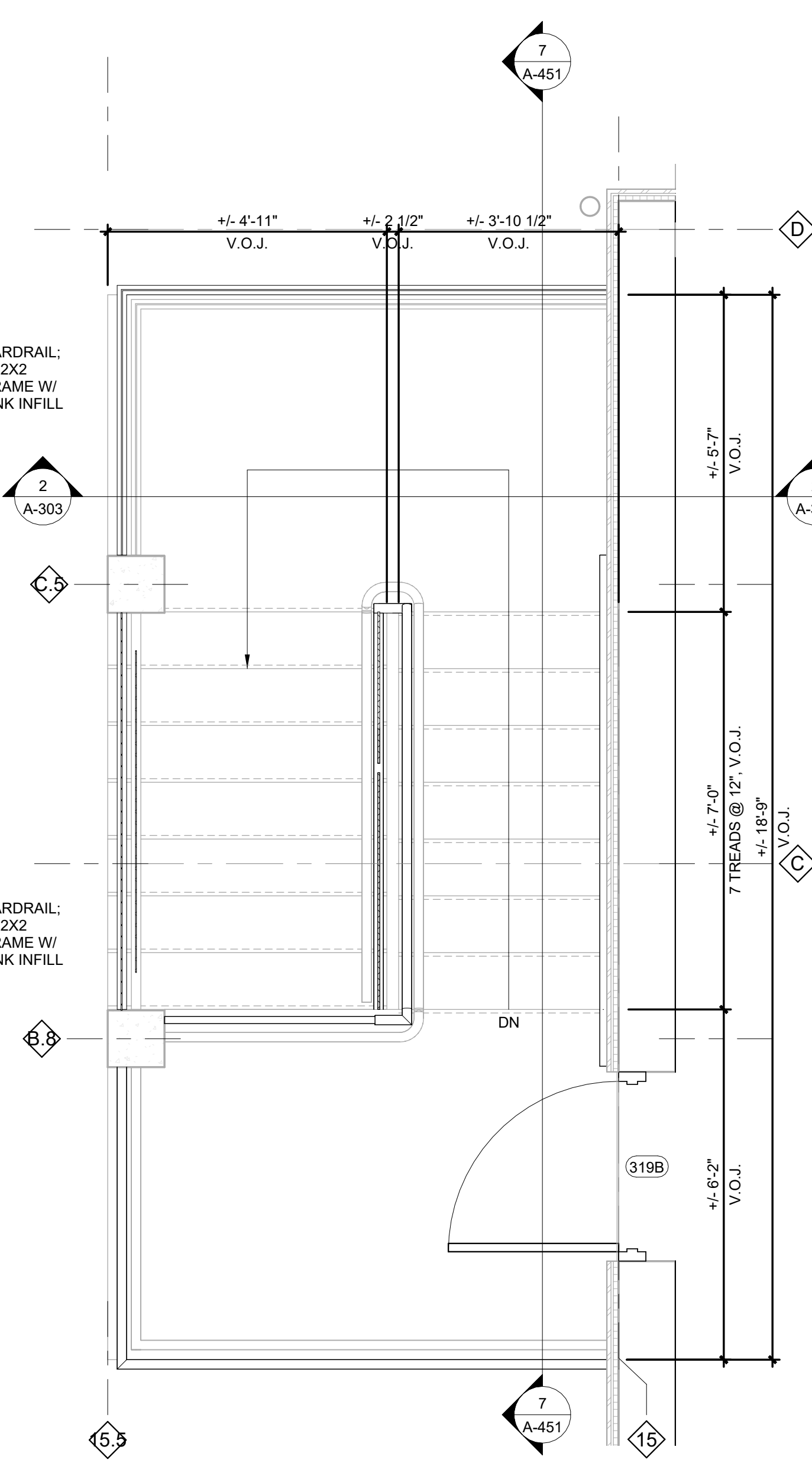
STAIR #2 PLAN ENLARGEMENT - THIRD FLOOR
1/2" = 1'-0" 6



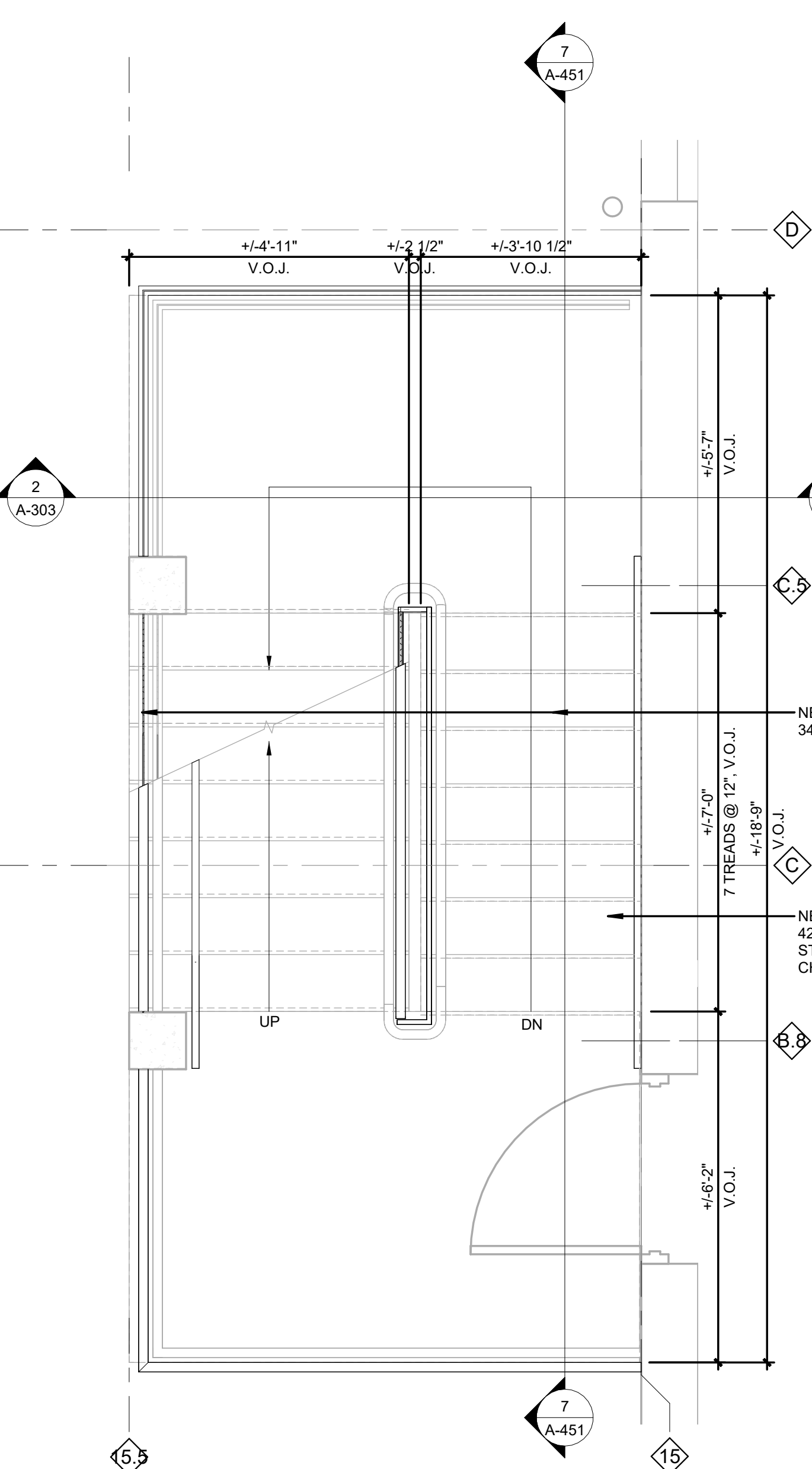
STAIR #2 PLAN ENLARGEMENT - SECOND FLOOR
1/2" = 1'-0" 4



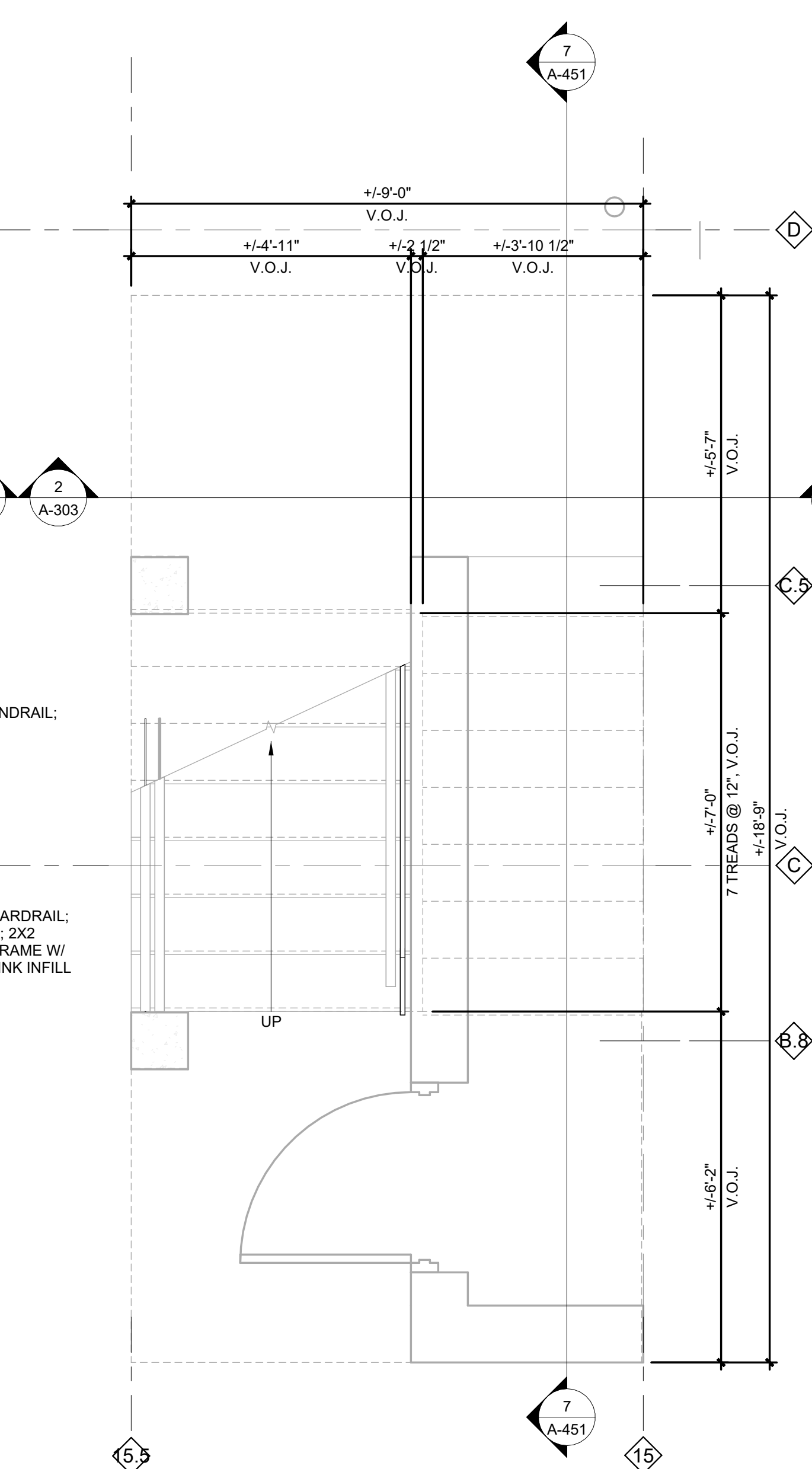
STAIR #2 PLAN ENLARGEMENT - FIRST FLOOR
1/2" = 1'-0" 2



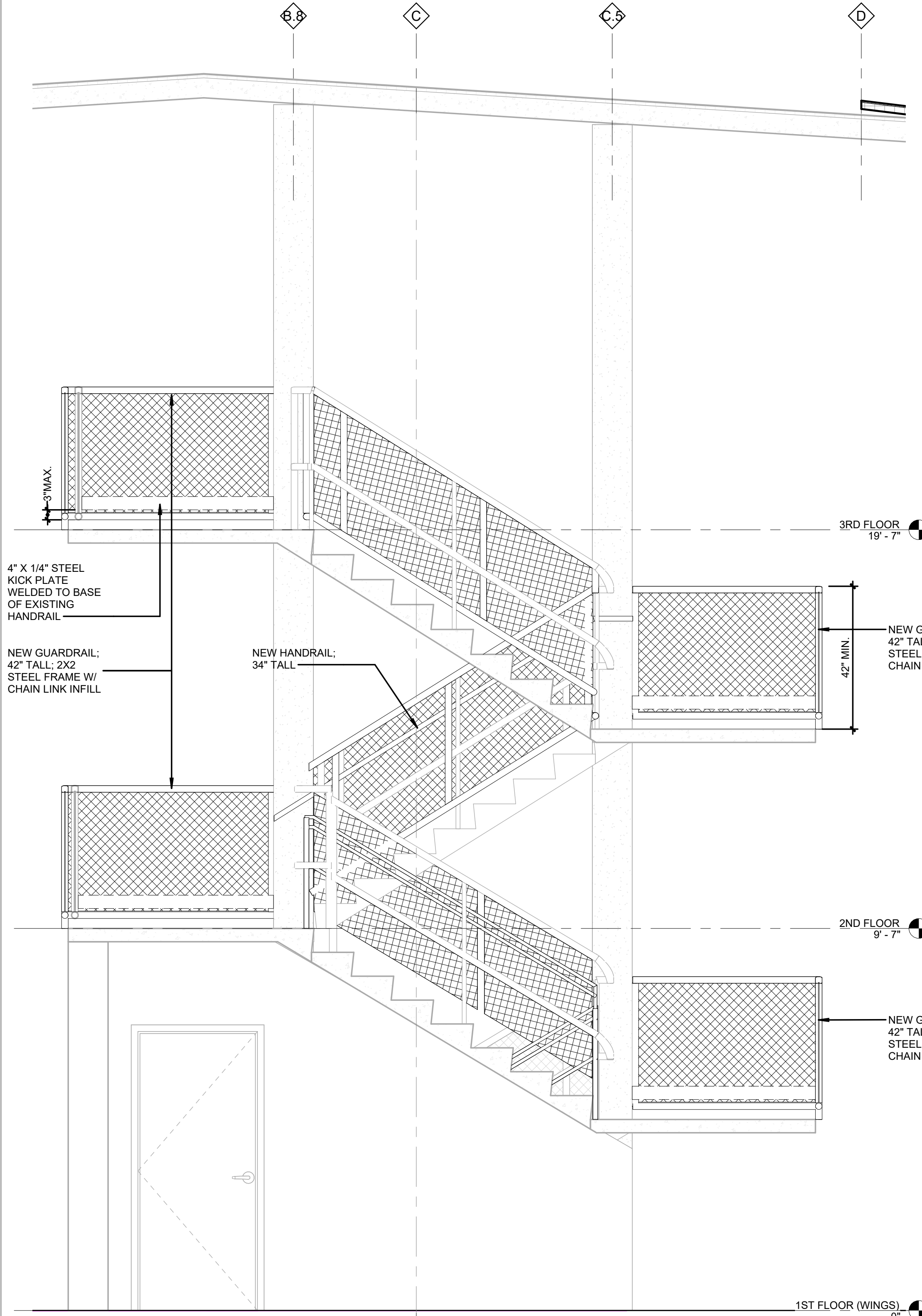
STAIR #1 PLAN ENLARGEMENT - THIRD FLOOR
1/2" = 1'-0" 5



STAIR #1 PLAN ENLARGEMENT - SECOND FLOOR
1/2" = 1'-0" 3



STAIR #1 PLAN ENLARGEMENT - FIRST FLOOR
1/2" = 1'-0" 1



SECTION @ STAIR #1 7
*STAIR #2, SIMILAR, OPPOSITE HAND


REVISIONS		
NO.	DESCRIPTION	DATE

THIRD FLOOR RENOVATION OF BLDG 29 LABORATORIES AT NIRC

4401 W. ADMIRAL DOYLE DRIVE,
NEW IBERIA, LOUISIANA
70560

ENLARGED PLANS - STAIRS

PROJECT NUMBER 2025.040	DRAWN BY MH
DATE APRIL 14, 2026	CHECKED BY NM
PHASE 100% BID SET	



A-451

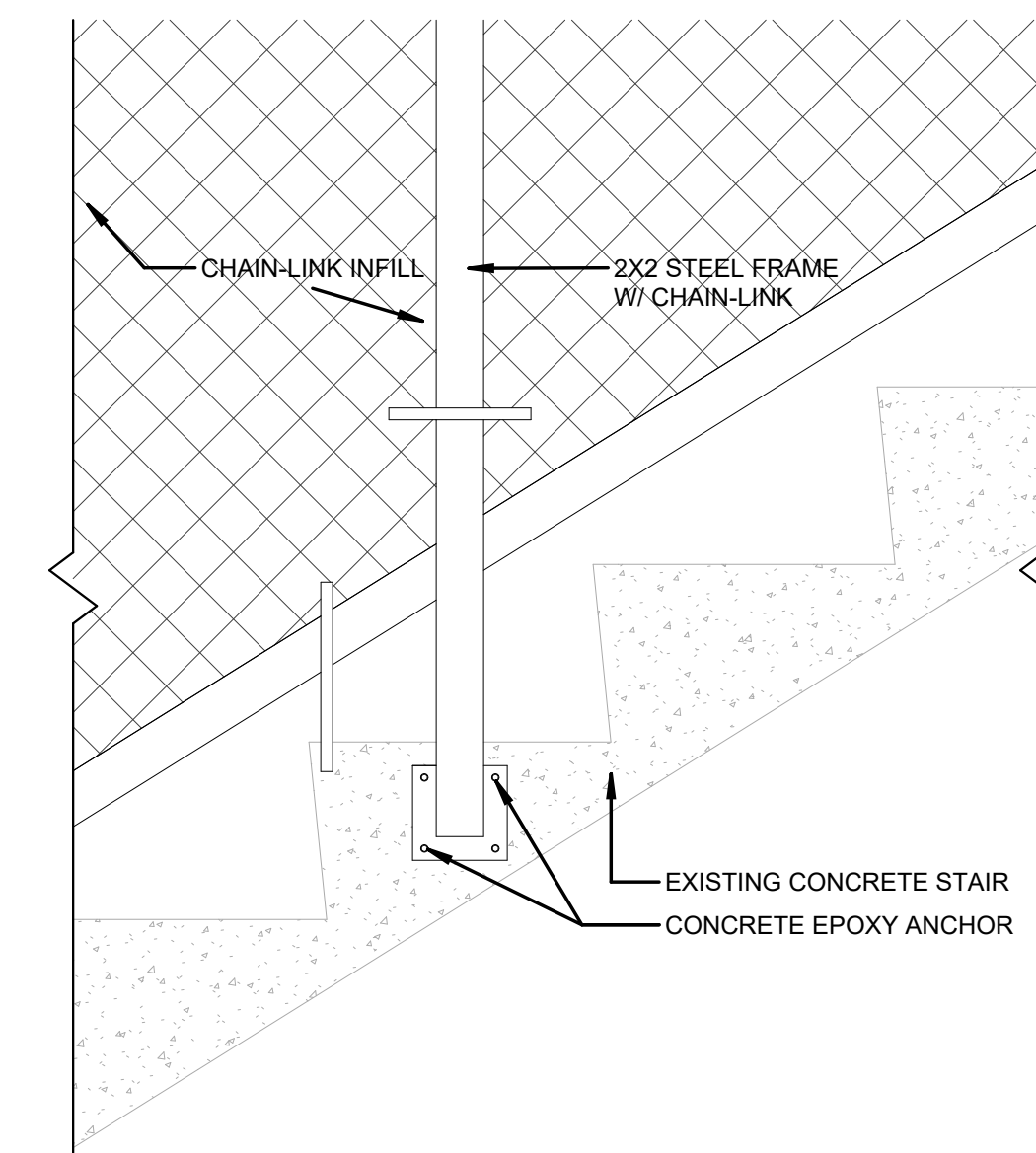
Copyright © 2026 Chase Marshall
Under the Copyright Act 17, U.S.C. amended December 1, 1990, also known as the protection act of 1990, these documents are copyrighted and are subject to copyright protection as an "Architectural Work". The design, special forms, ideas, compositions and arrangement of items delineated in this set of plans are the property of Chase Marshall Architects. Unauthorized use of these plans can legally result in the cessation of such construction or building being seized and/or razed.

GENERAL NOTES

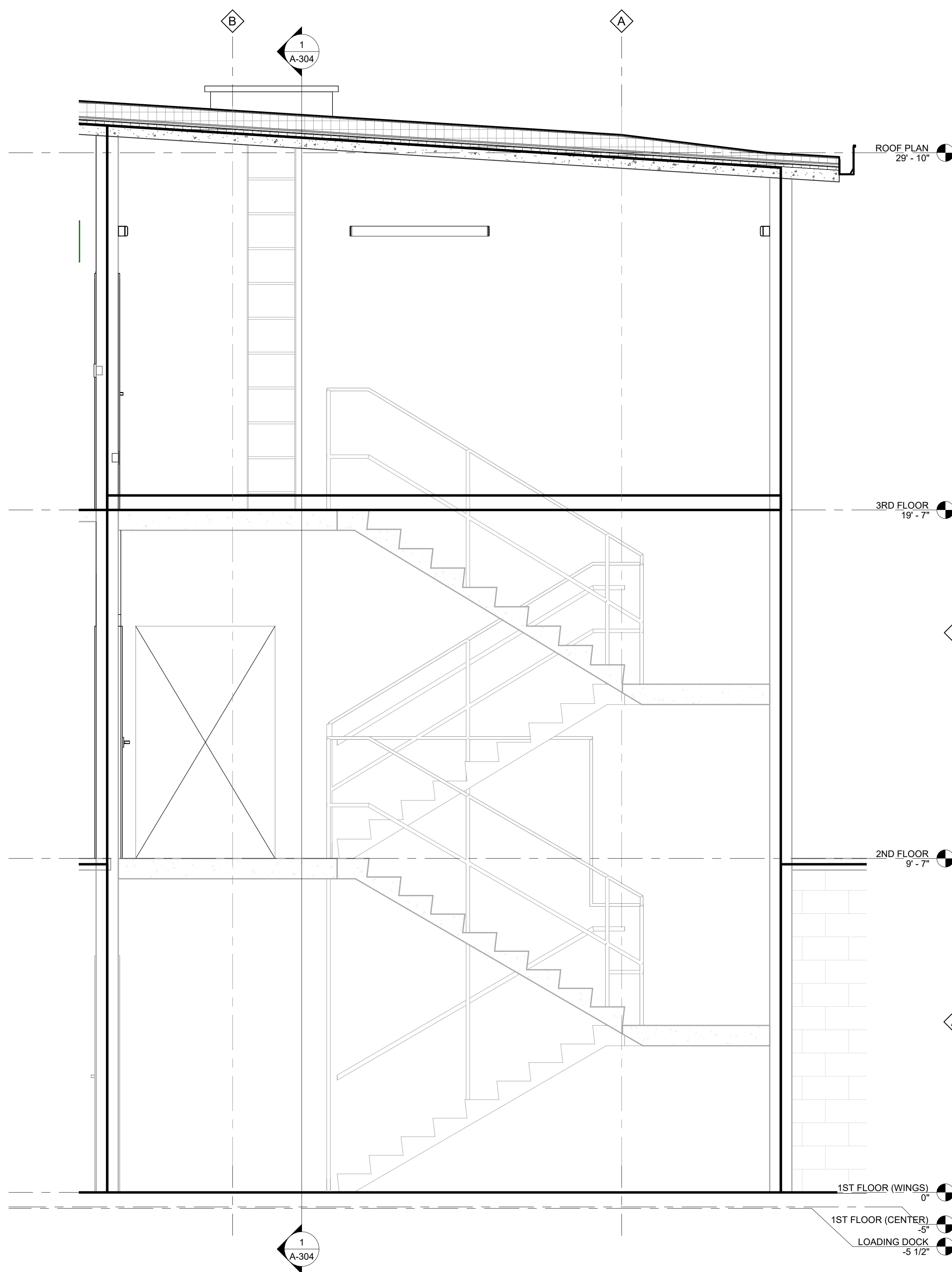
- A. ALL DIMENSIONS ARE TO FRAMING OF NEW PARTITIONS AND FINISH FACE OF EXISTING WALLS UNLESS INDICATED OTHERWISE.
- B. REPAIR DRYWALL WHERE WALLS HAVE BEEN REMOVED AND ADJUST NEW WALLS AS REQUIRED SO FACE OF NEW WALLS LINE UP WITH FACE OF EXISTING WALLS TO REMAIN.
- C. MAINTAIN REQUIRED SUPPORT FOR ALL SYSTEMS AS REQUIRED I.E., CEILING GRID, CABLES, ETC.
- D. MAINTAIN REQUIRED FIRE RATING ON ALL EXISTING I.E., WALLS COLUMNS, STRUCTURAL MEMBERS, FLOOR & CEILING ASSEMBLIES, ETC.

NEW WORK NOTES

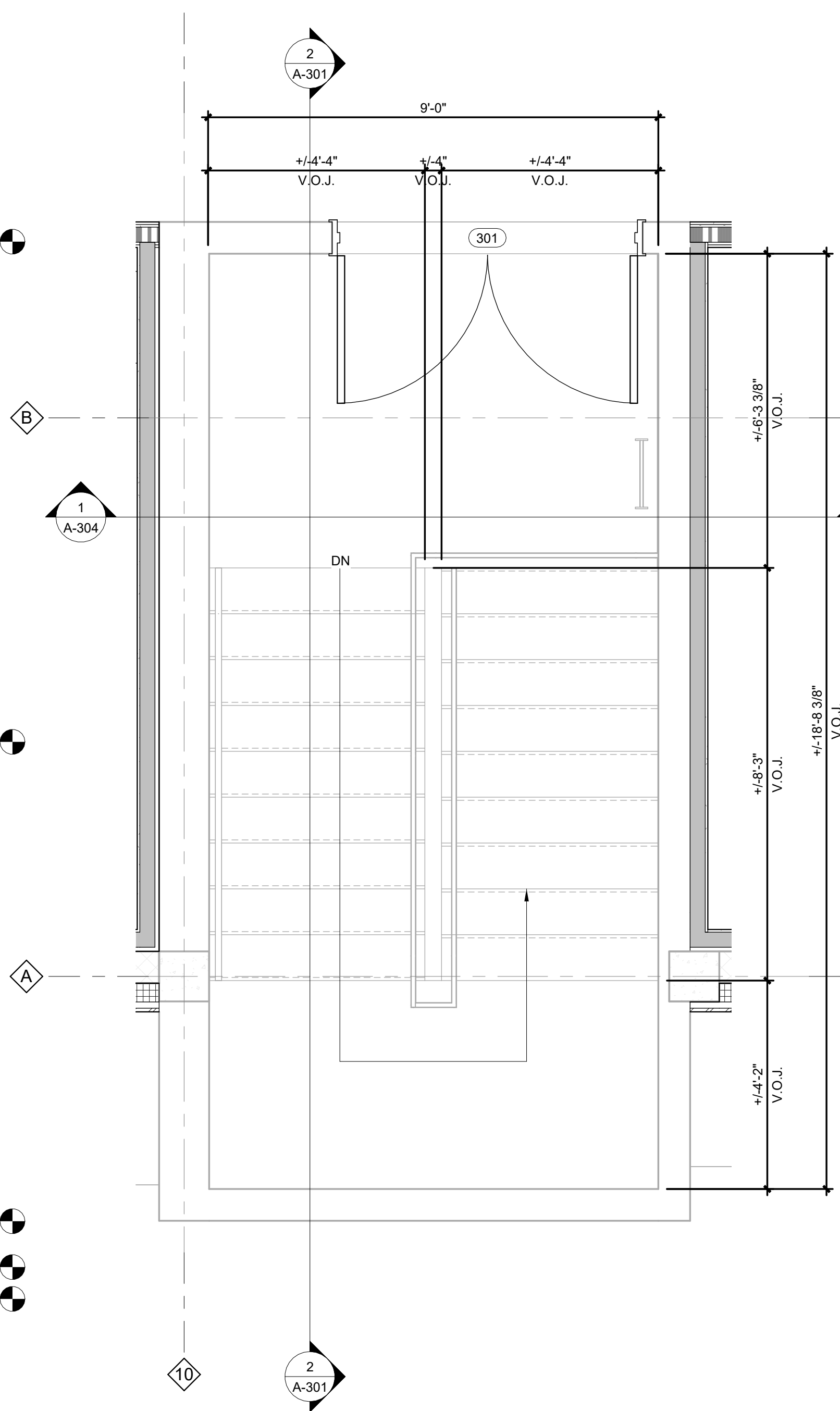
- a. TAMOSEAL TRAFFIC COATING TO BE APPLIED TO ALL EXTERIOR STAIRS.
- b. INSTALL REQUIRED NEW GUARDRAILS: 2X2 STEEL FRAME, 42" TALL, W/ CHAIN LINK, TO ALL EXISTING HANDRAILS.
- c. REPLACE EXISTING HANDRAILS AT STAIR #4 WITH NEW HANDRAILS 36" TALL & PICKET SYSTEM GUARD RAILS 42" TALL, AS PER CODE.
- d. REPAIR EXISTING STAIRS, AS REQUIRED.
- e. REMOVE EXISTING HANDRAIL ATTACHED TO EXTERIOR WALL AT STAIRS #1 AND #2. REPLACE RAILING IN KIND AFTER INSTALLING METAL PANEL WALL, AS PER SCHEDULE.



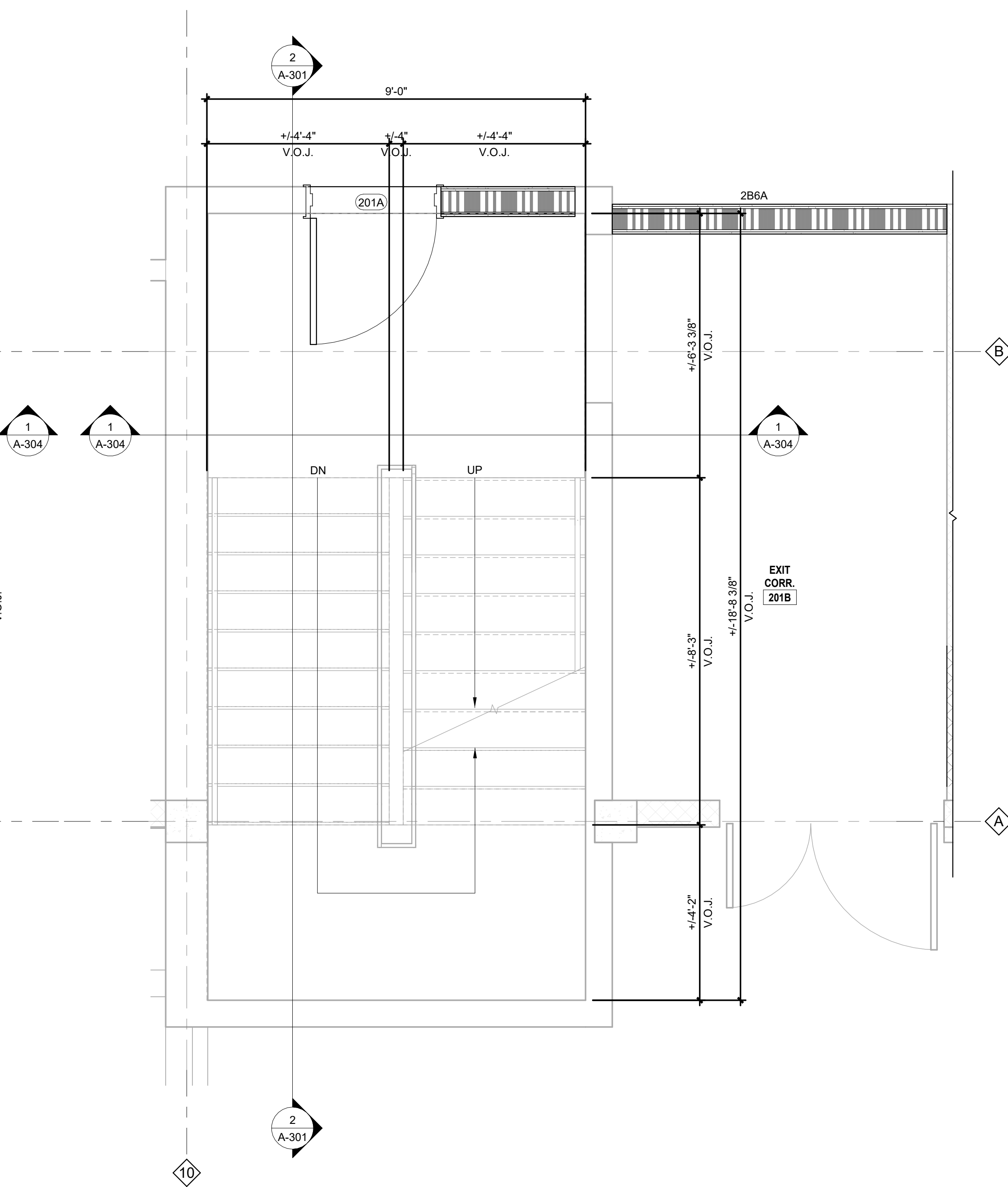
STAIR RAILING DETAIL
N.T.S.



SECTION @ STAIR #3
1/2" = 1'-0" 3



STAIR #3 PLAN ENLARGEMENT - THIRD FLOOR
1/2" = 1'-0" 2



STAIR #3 PLAN ENLARGEMENT - SECOND FLOOR
1/2" = 1'-0" 1


REVISIONS		
NO.	DESCRIPTION	DATE

THIRD FLOOR RENOVATION OF BLDG 29 LABORATORIES AT NIRC

4401 W. ADMIRAL DOYLE DRIVE,
NEW IBERIA, LOUISIANA
70560

ENLARGED PLANS - STAIRS

PROJECT NUMBER 2025.040	DRAWN BY MH
DATE APRIL 14, 2026	CHECKED BY NM
PHASE 100% BID SET	



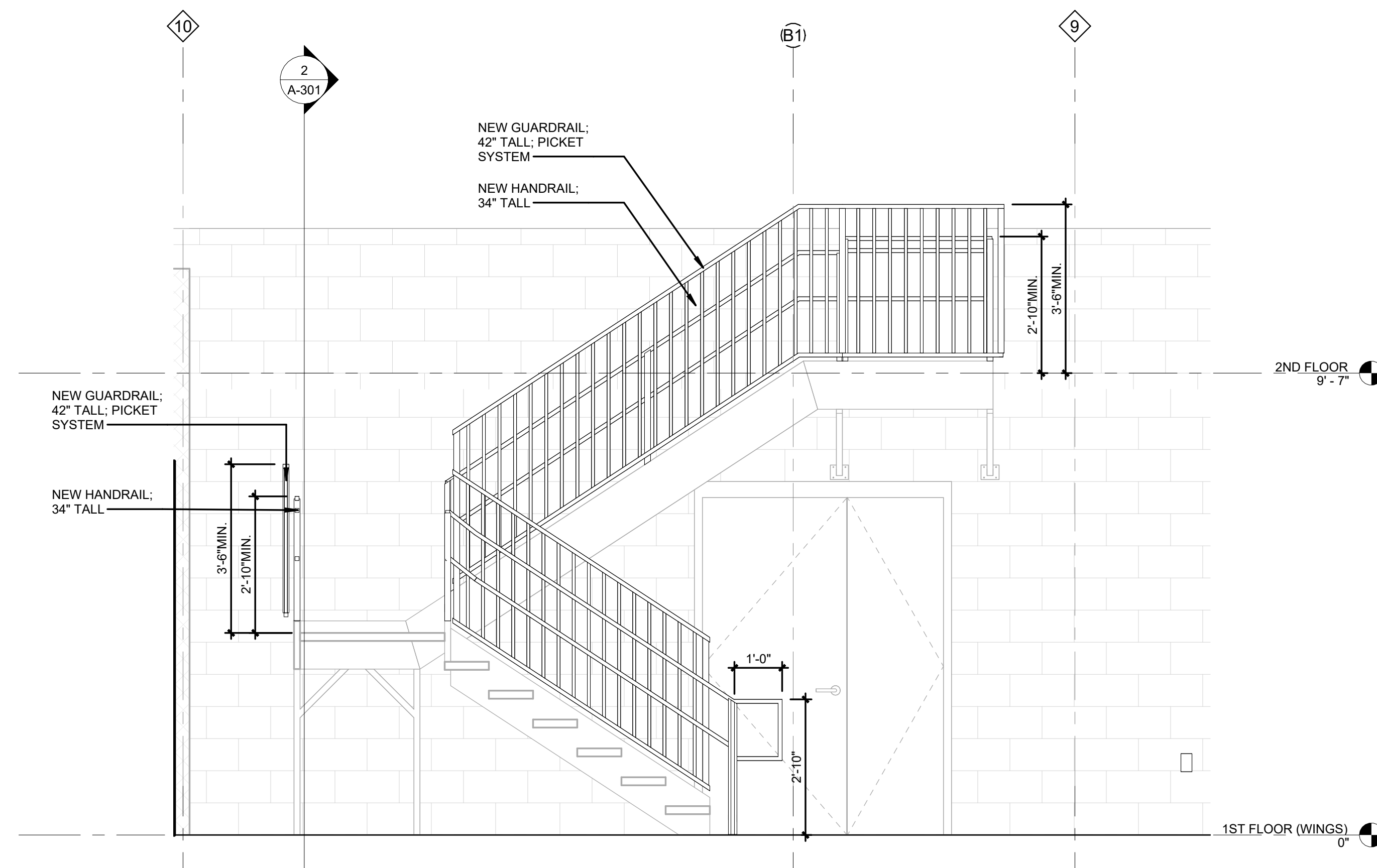
Copyright © 2026 Chase Marshall
Under the Copyright Act 17, U.S.C. amended December 1, 1990, also known as the protection Act of 1990, these documents are copyrighted and are subject to copyright protection as an "Architectural Work". The design, spatial forms, ideas, compositions and arrangement of items delineated in this set of plans are the property of Chase Marshall Architects. Unauthorized use of these plans can legally result in the cessation of such construction or building being seized and/or razed.

GENERAL NOTES

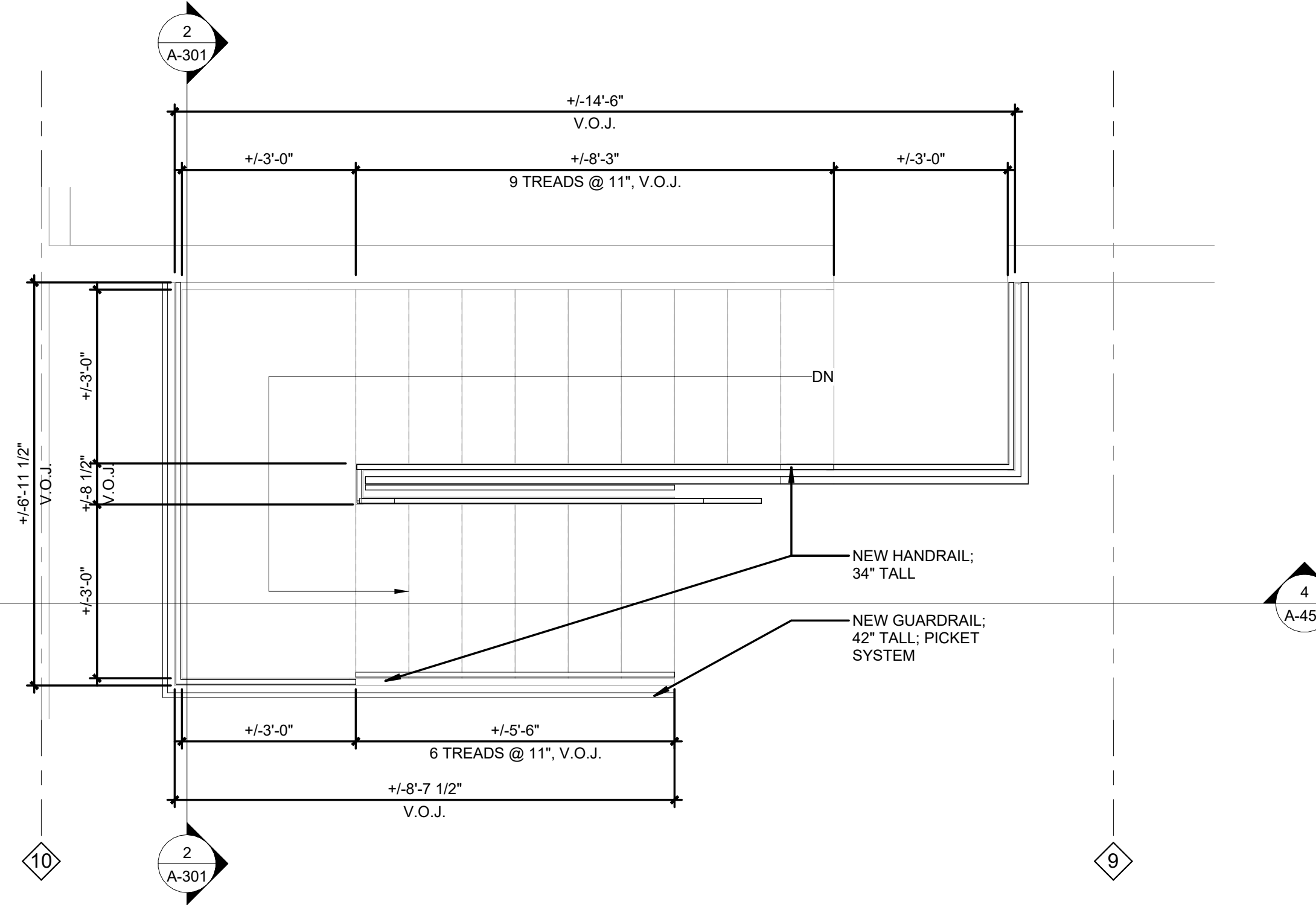
- A. ALL DIMENSIONS ARE TO FRAMING OF NEW PARTITIONS AND FINISH FACE OF EXISTING WALLS UNLESS INDICATED OTHERWISE.
- B. REPAIR DRYWALL WHERE WALLS HAVE BEEN REMOVED AND ADJUST NEW WALLS AS REQUIRED SO FACE OF NEW WALLS LINE UP WITH FACE OF EXISTING WALLS TO REMAIN.
- C. MAINTAIN REQUIRED SUPPORT FOR ALL SYSTEMS AS REQUIRED I.E., CEILING GRID, CABLES, ETC.
- D. MAINTAIN REQUIRED FIRE RATING ON ALL EXISTING I.E., WALLS COLUMNS, STRUCTURAL MEMBERS, FLOOR & CEILING ASSEMBLIES, ETC.

NEW WORK NOTES

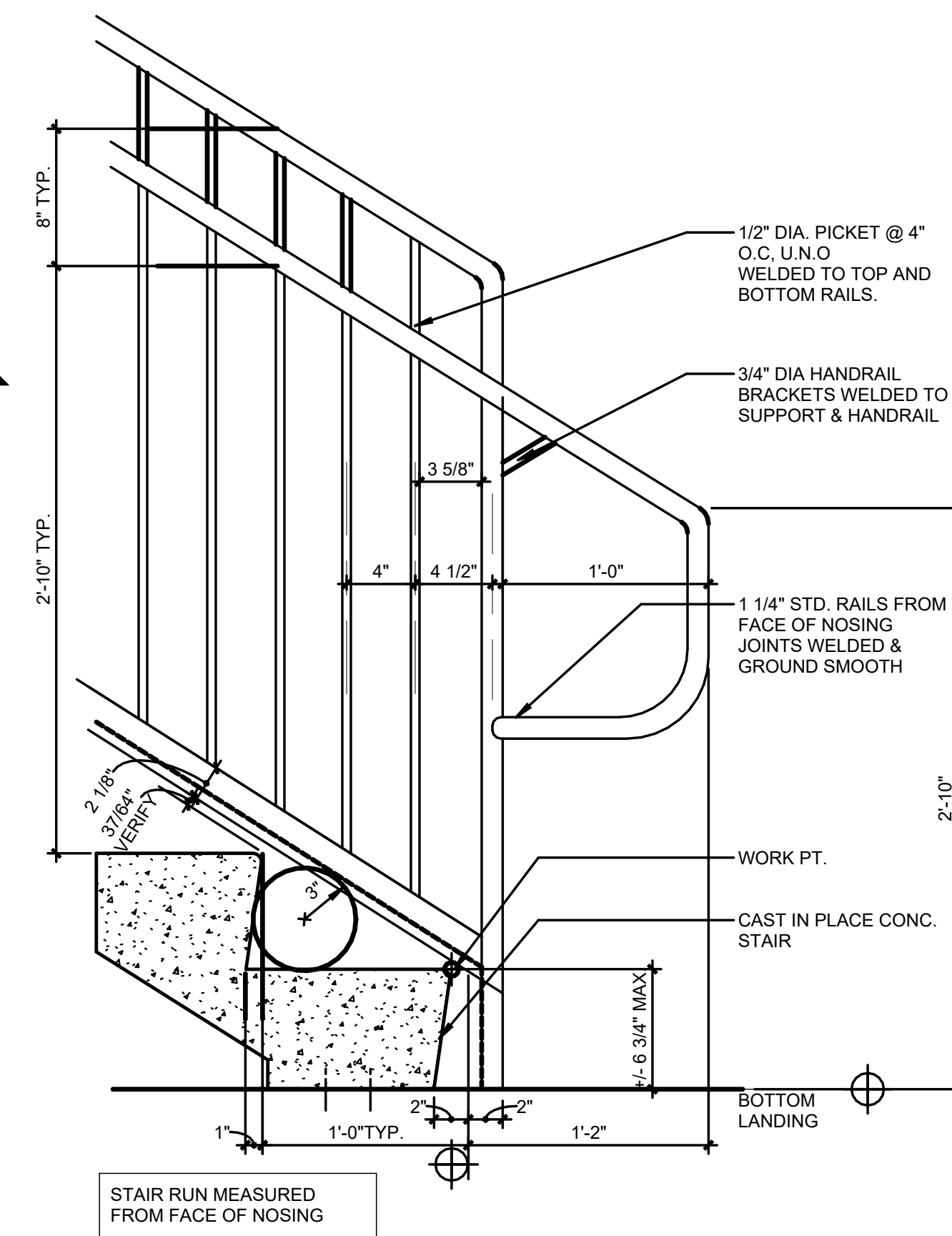
- a. TAMOSEAL TRAFFIC COATING TO BE APPLIED TO ALL EXTERIOR STAIRS.
- b. INSTALL REQUIRED NEW GUARDRAILS, 2X2 STEEL FRAME, 42" TALL, W/ CHAIN LINK, TO ALL EXISTING HANDRAILS.
- c. REPLACE EXISTING HANDRAILS AT STAIR #4 WITH NEW HANDRAILS 36" TALL & PICKET SYSTEM GUARD RAILS 42" TALL, AS PER CODE.
- d. REPAIR EXISTING STAIRS, AS REQUIRED.
- e. REMOVE EXISTING HANDRAIL ATTACHED TO EXTERIOR WALL AT STAIRS #1 AND #2. REPLACE RAILING IN KIND AFTER INSTALLING METAL PANEL WALL AS PER SCHEDULE.



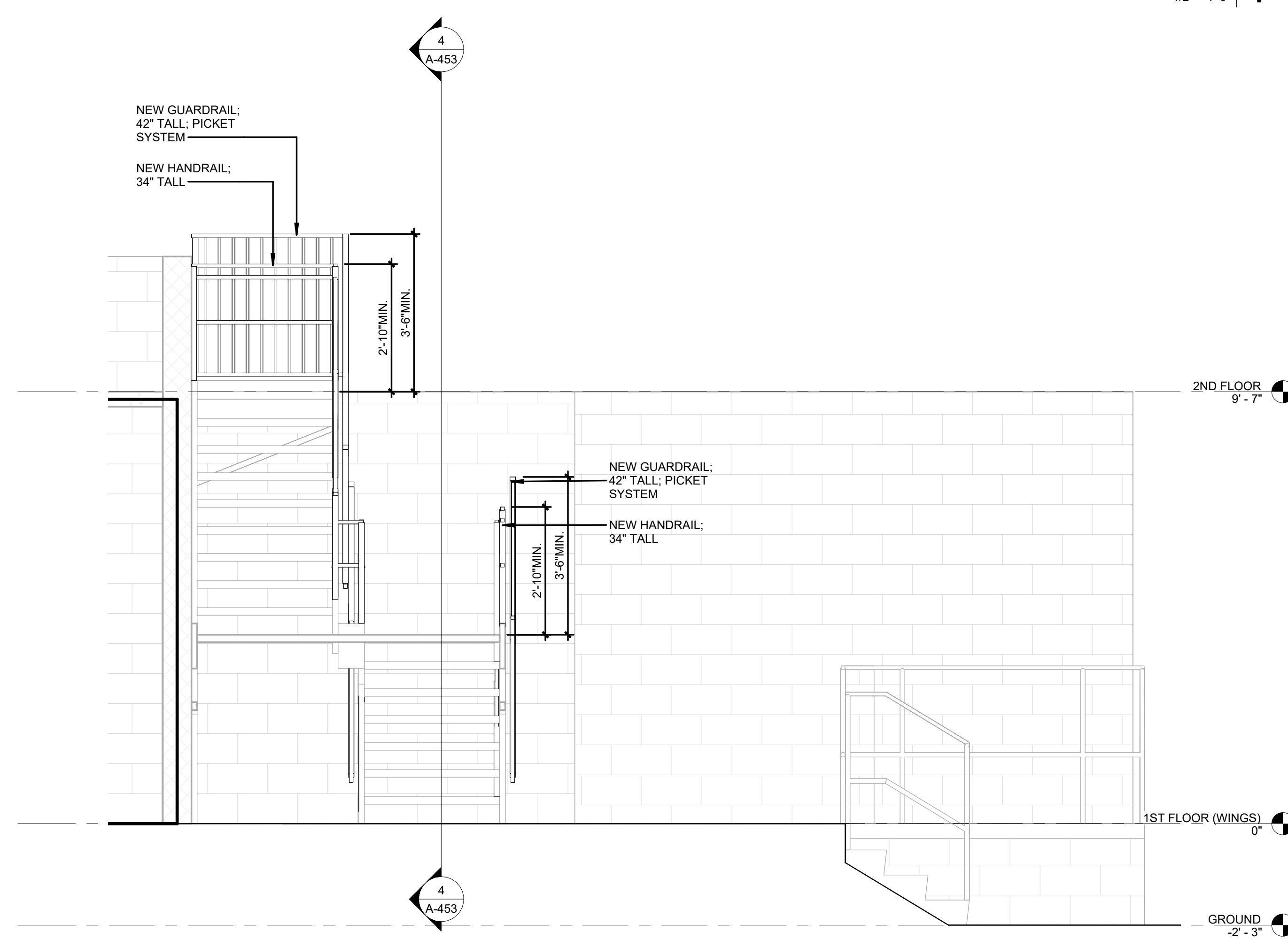
SECTION @ STAIR #4
1/2" = 1'-0"



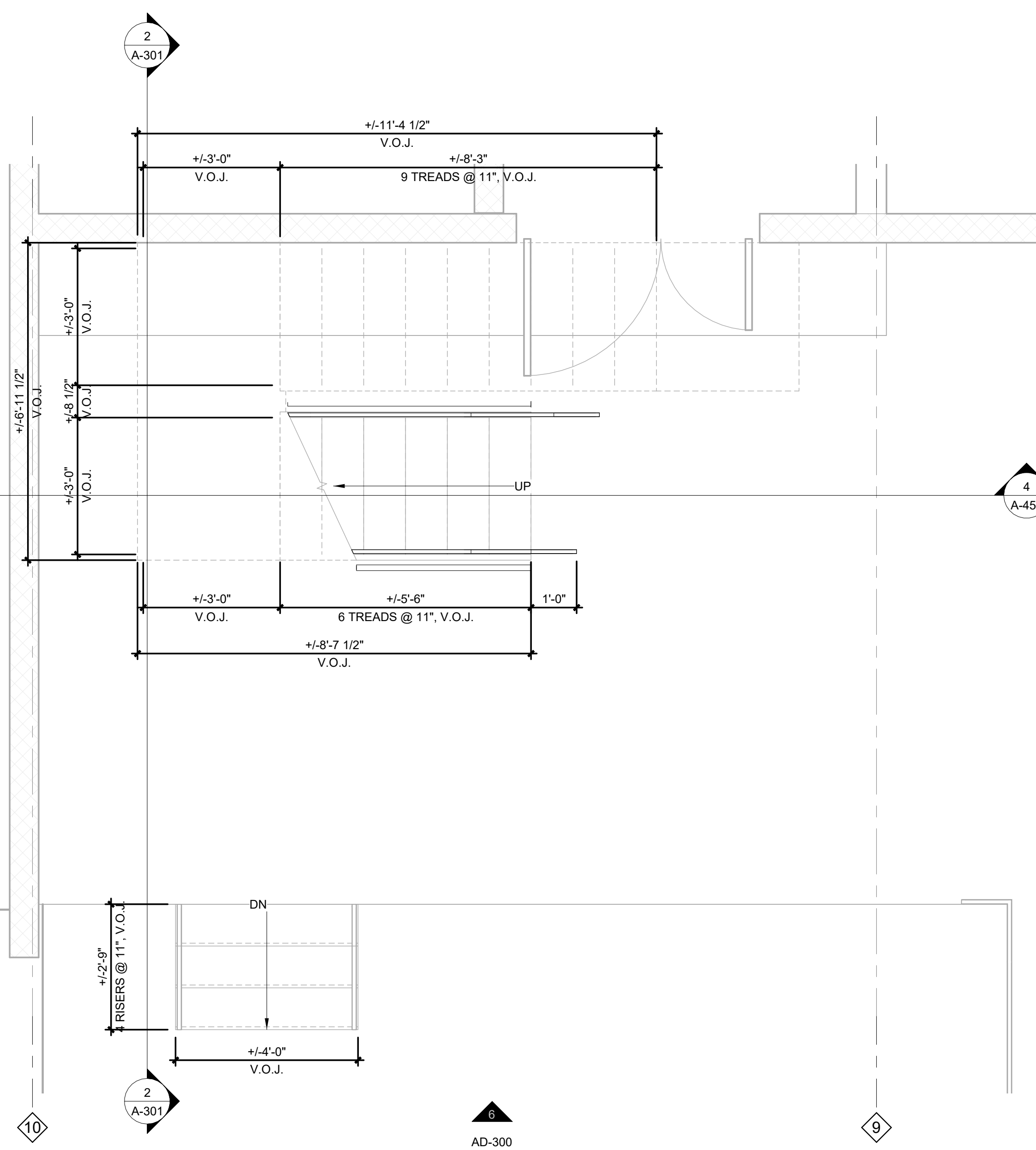
STAIR #4 PLAN ENLARGEMENT - SECOND FLOOR
1/2" = 1'-0"



EXTERIOR STAIR @ BOTTOM TREAD
N.T.S.



SECTION @ STAIR #4
1/2" = 1'-0"



STAIR #4 PLAN ENLARGEMENT - FIRST FLOOR
1/2" = 1'-0"


REVISIONS		
NO.	DESCRIPTION	DATE

THIRD FLOOR RENOVATION OF BLDG 29 LABORATORIES AT NIRC

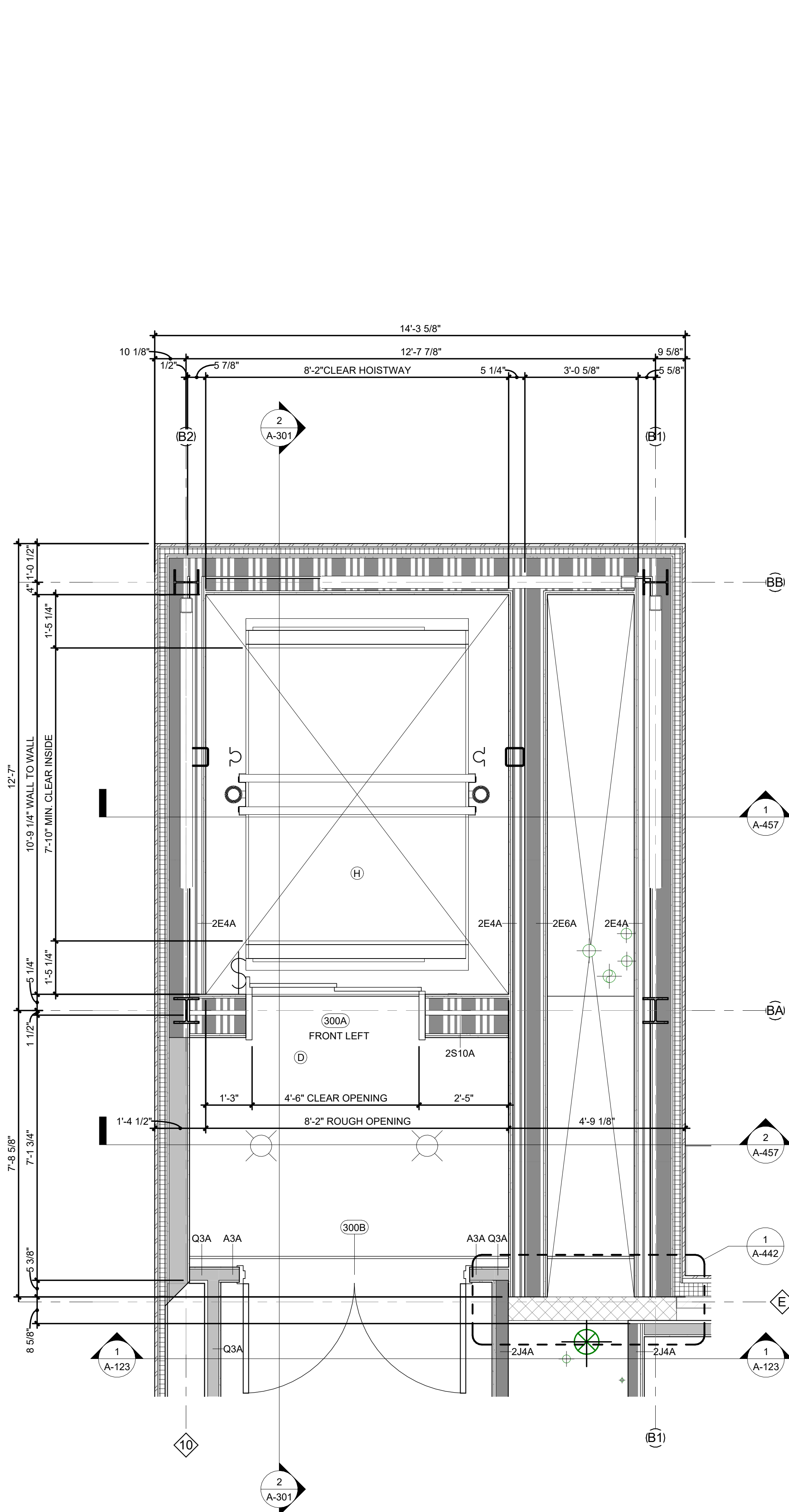
4401 W. ADMIRAL DOYLE DRIVE,
NEW IBERIA, LOUISIANA
70560

ENLARGED PLANS - STAIRS

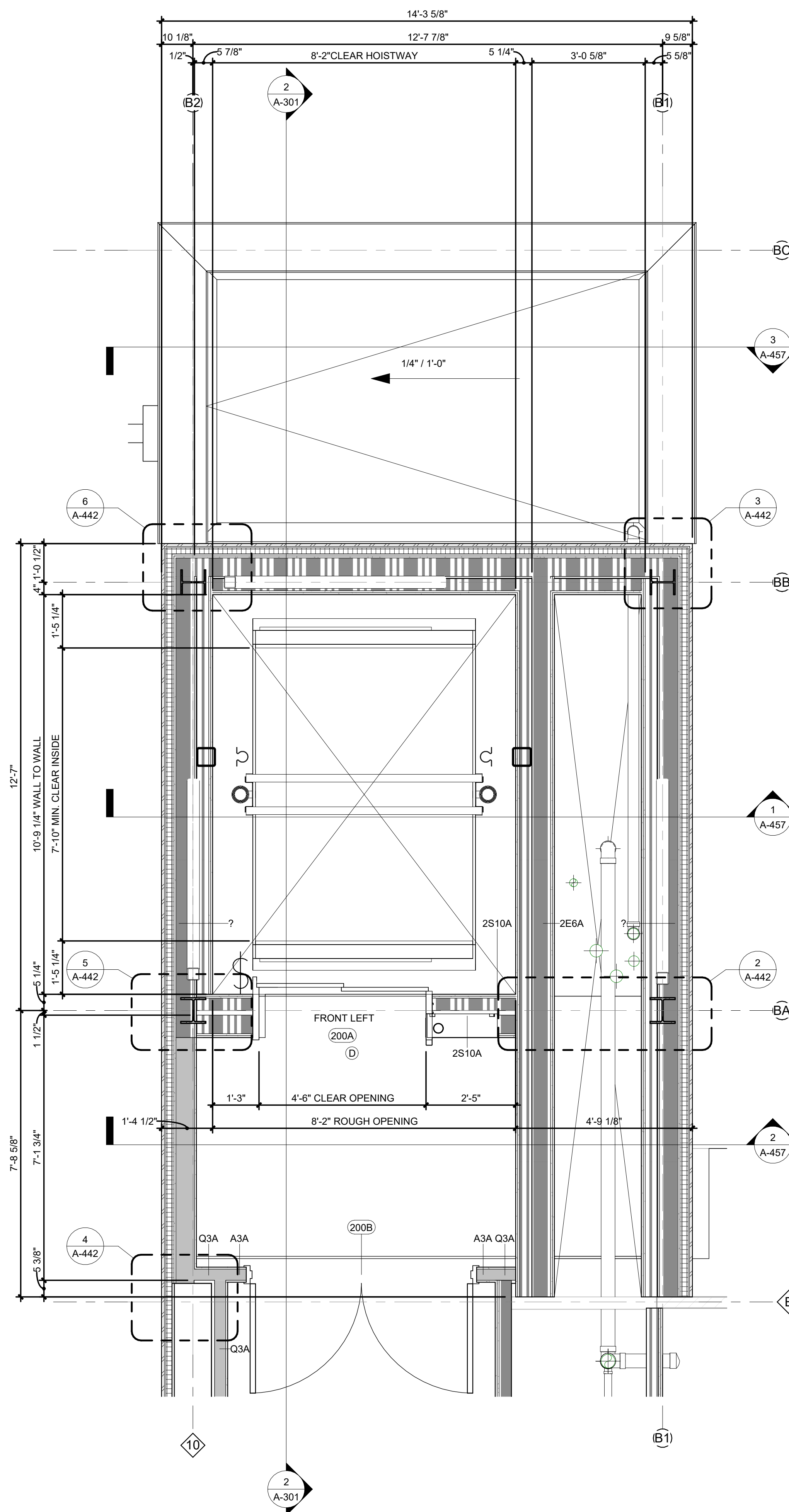
PROJECT NUMBER	2025.040	DRAWN BY	MH
DATE	APRIL 14, 2026	CHECKED BY	NM
PHASE	100% BID SET		



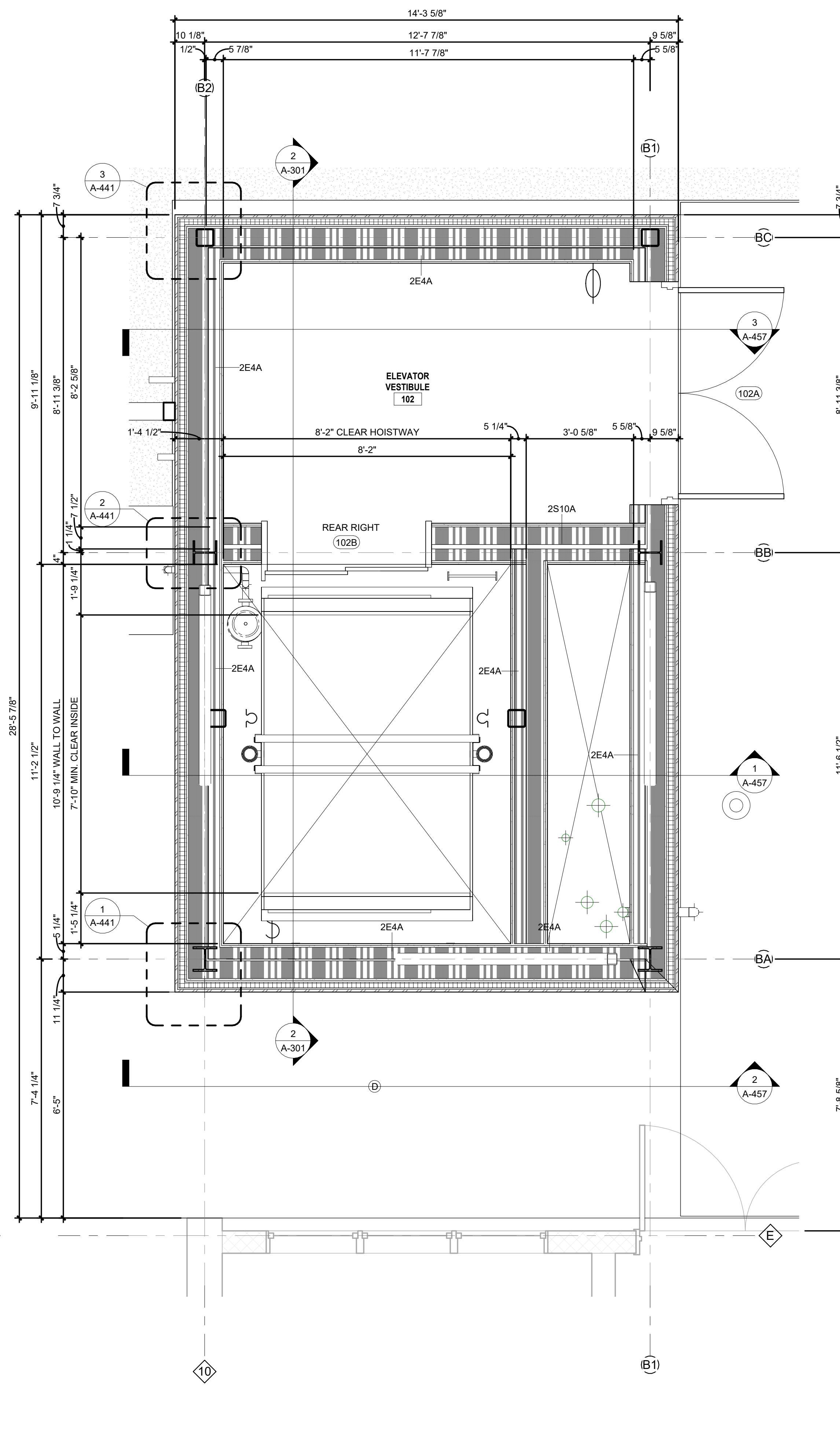
Copyright © 2026 Chase Marshall
Under the Copyright Act 17, U.S.C. amended December 1, 1990, also known as the protection Act of 1990, these documents are copyrighted and are subject to copyright protection as an "Architectural Work". The design, spatial forms, ideas, compositions and arrangement of items delineated in this set of plans are the property of Chase Marshall Architects. Unauthorized use of these plans can legally result in the cessation of such construction or building being seized and/or razed.



ELEVATOR - ENLARGED THIRD FLOOR PLAN | 3
1/2" = 1'-0"



ELEVATOR - ENLARGED SECOND FLOOR PLAN | 2
1/2" = 1'-0"



ELEVATOR - ENLARGED FIRST FLOOR PLAN | 1
1/2" = 1'-0"

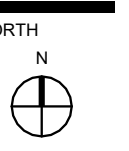
NOTE:
ALL ELEVATOR AND MECHANICAL SHAFT FRAMING IS AS PER SECTION 05 40 00 (COLD-FORMED METAL FRAMING) UNLESS OTHERWISE NOTED.

REVISIONS		
NO.	DESCRIPTION	DATE


THIRD FLOOR RENOVATION OF BLDG 29 LABORATORIES AT NIRC

4401 W. ADMIRAL DOYLE DRIVE,
NEW IBERIA, LOUISIANA
70560

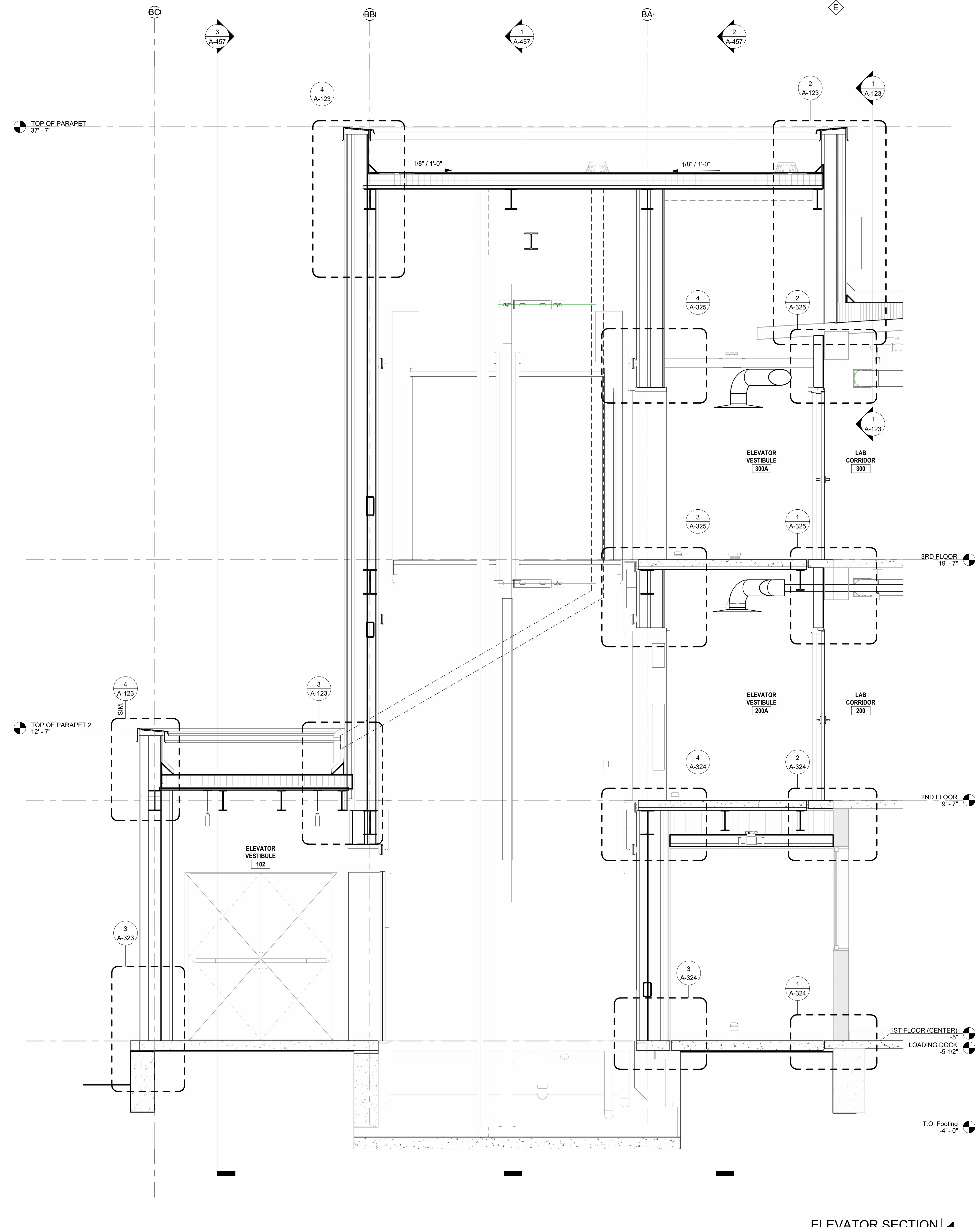
ENLARGED PLANS - ELEVATOR



PROJECT NUMBER 2025.040	DRAWN BY MH
DATE APRIL 14, 2026	CHECKED BY NM
PHASE 100% BID SET	



Copyright © 2026 Chase Marshall
 Under the Copyright Act 17, U.S.C. amended December 1, 1990, also known as the
 protection act of 1990, these documents are copyrighted and are subject to copyright
 protection as an "Architectural Work". The design, spatial forms, ideas, compositions
 and arrangement of items delineated in this set of plans are the property of Chase
 Marshall Architects. Unauthorized use of these plans can legally result in the
 cessation of such construction or building being seized and/or razed.



ELEVATOR SECTION 1
 1/2" = 1'-0"

MATERIAL LEGEND

7 MATERIAL DESIGNATION TAG

- 01. 7/8" PAC-GLAD, CORRUGATED, VERTICAL METAL PANEL. (ALTERNATE #1)
- 02. EXISTING CMU BLOCK TO BE PAINTED WITH EPOXY COATING.
- 03. METAL STUD WITH 5/8" GYPSUM BOARD, PAINTED.
- 04. 6" AND/OR 3-6/8" (RESCHED) METAL STUDS; 2-HOUR FIRE-RATED PARTITION WITH 5/8" GYPSUM BOARD, PAINTED.
- 05. CERAMIC TILE UP TO 4'-0" (WET WALLS ONLY RE: A-440).
- 06. NEW SSB ROOF OVER 2" ROOF INSULATION ON TOP OF EXISTING CONCRETE DECK.
- 07. LABORATORY CASEWORK. RE: A-422 - A-427.
- 08. 6" RUBBER WALL BASE. RE: A-422
- 09. FRP UP TO 4'-0" ON ALL WALLS IN JANITOR'S CLOSET (305). RE: A-422

NOTE:
 ALL ELEVATOR AND MECHANICAL SHAFT FRAMING IS AS PER SECTION 05 40 00 (COLD-FORMED METAL FRAMING) UNLESS OTHERWISE NOTED.

REVISIONS


NO.	DESCRIPTION	DATE

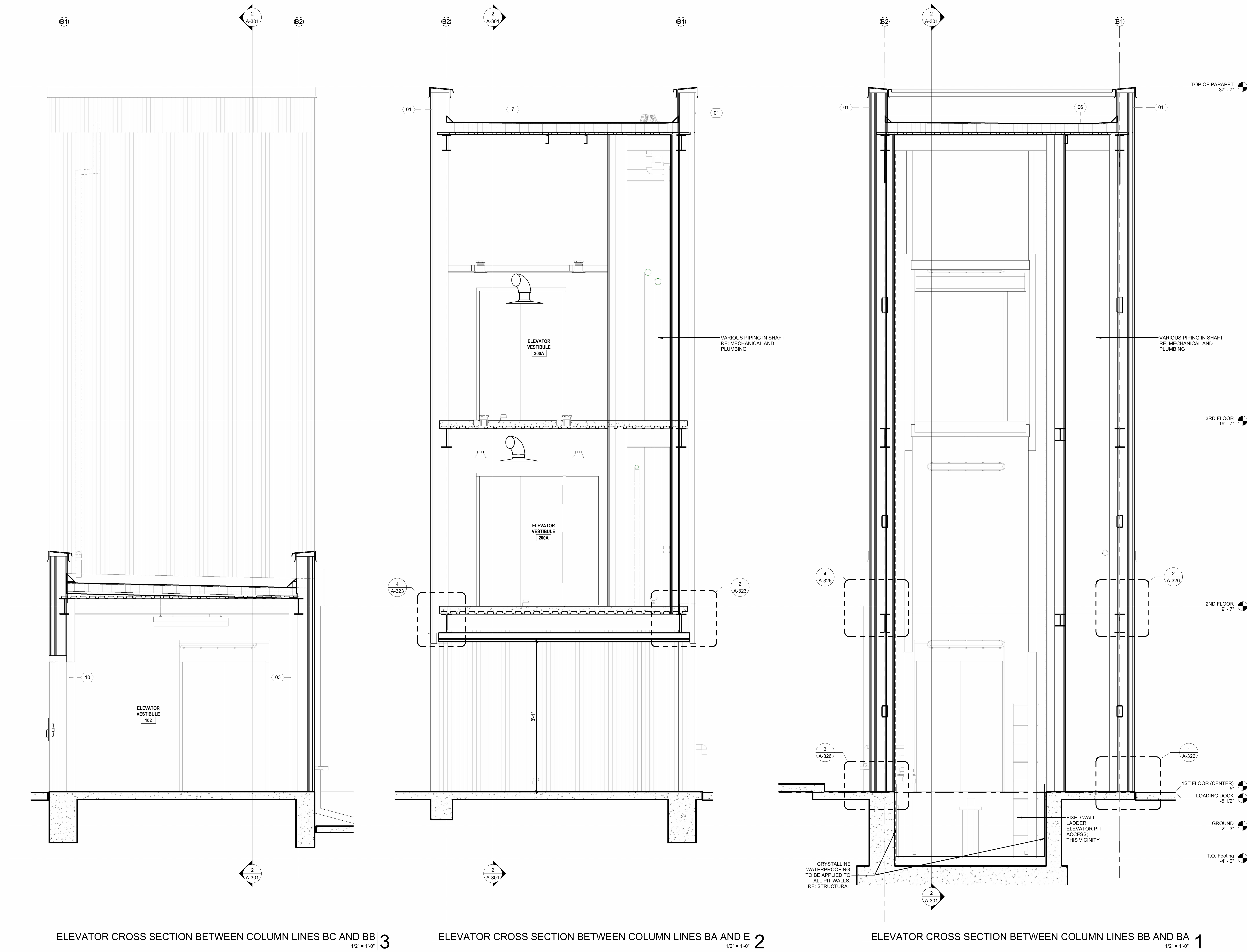
THIRD FLOOR RENOVATION OF BLDG 29 LABORATORIES AT NIRC

4401 W. ADMIRAL DOYLE DRIVE,
 NEW IBERIA, LOUISIANA
 70560

ENLARGED SECTIONS - ELEVATOR

PROJECT NUMBER 2025.040 DRAWN BY MH
 DATE APRIL 14, 2026 CHECKED BY NM
 PHASE 100% BID SET





MATERIAL LEGEND

- 7 — MATERIAL DESIGNATION TAG
01. 7/8" PAC-GLAD, CORRUGATED, VERTICAL METAL PANEL. (ALTERNATE #1)
 02. EXISTING CMU BLOCK TO BE PAINTED WITH EPOXY COATING.
 03. METAL STUD WITH 5/8" GYPSUM BOARD, PAINTED.
 04. 6" AND/OR 3-5/8" (RE-SCHED) METAL STUDS; 2-HOUR FIRE-RATED PARTITION WITH 5/8" GYPSUM BOARD, PAINTED.
 05. CERAMIC TILE UP TO 4'-0" (WET WALLS ONLY) RE: A-440.
 06. NEW SSS ROOF OVER 2" ROOF INSULATION ON TOP OF EXISTING CONCRETE DECK.
 07. LABORATORY CASEWORK RE: A-422 - A-427.
 08. 6" RUBBER WALL BASE RE: A-422
 09. FRP UP TO 4'-0" ON ALL WALLS IN JANITOR'S CLOSET (305). RE: A-422

NOTE:
 ALL ELEVATOR AND MECHANICAL SHAFT FRAMING IS AS PER SECTION 05 40 00 (COLD-FORMED METAL FRAMING) UNLESS OTHERWISE NOTED.

REVISIONS


NO.	DESCRIPTION	DATE

THIRD FLOOR RENOVATION OF BLDG 29 LABORATORIES AT NIRC

4401 W. ADMIRAL DOYLE DRIVE,
 NEW IBERIA, LOUISIANA
 70560

ENLARGED SECTIONS - ELEVATOR

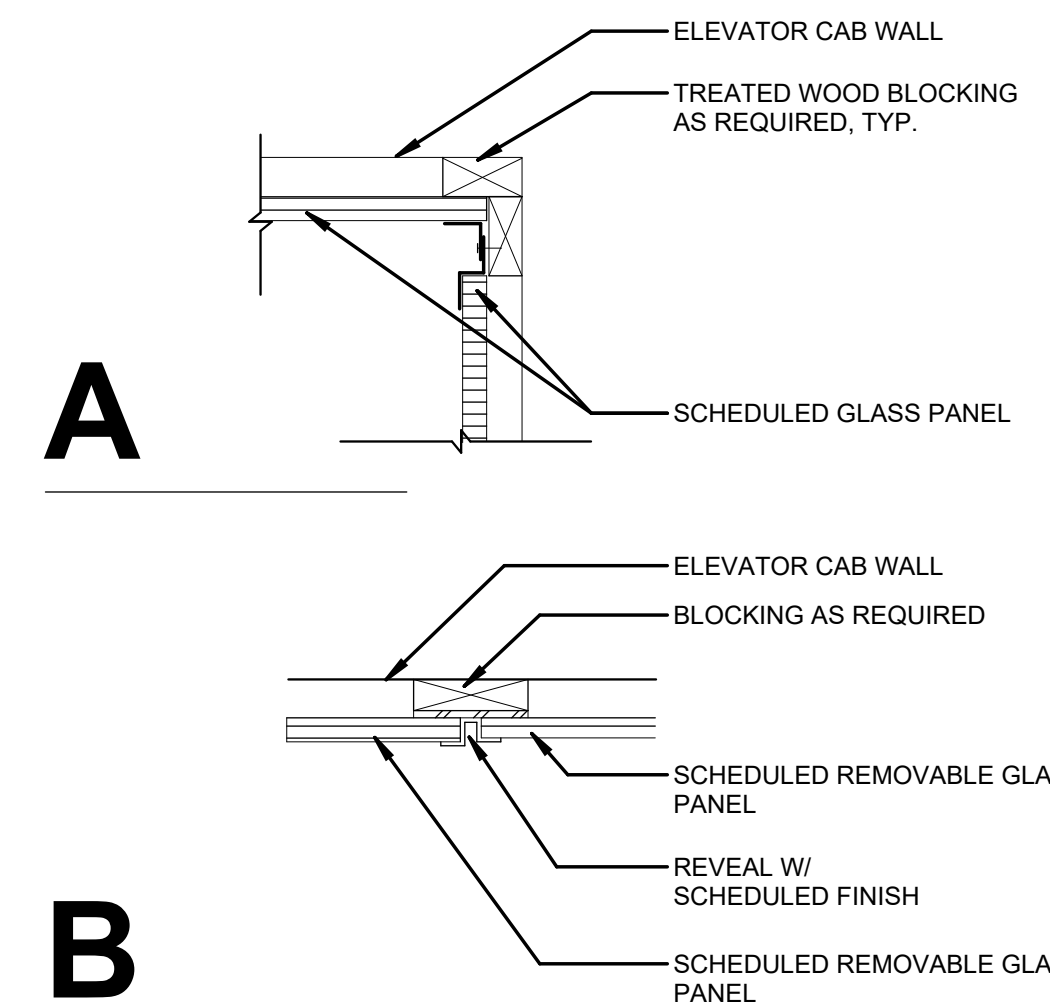
PROJECT NUMBER 2025.040	DRAWN BY MH
DATE APRIL 14, 2026	CHECKED BY NM
PHASE 100% BID SET	



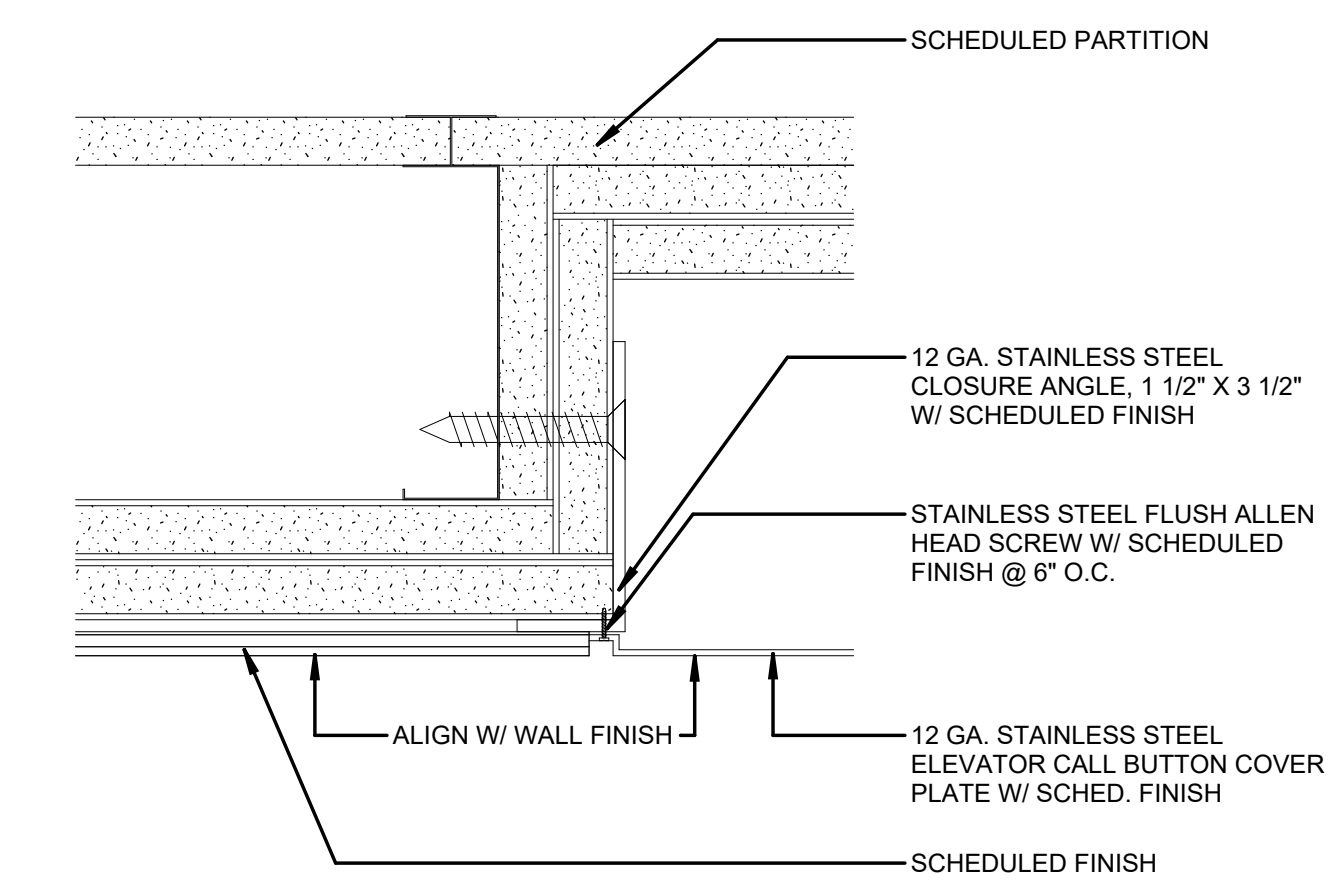
ELEVATOR CROSS SECTION BETWEEN COLUMN LINES BC AND BB 3
 1/2" = 1'-0"

ELEVATOR CROSS SECTION BETWEEN COLUMN LINES BA AND E 2
 1/2" = 1'-0"

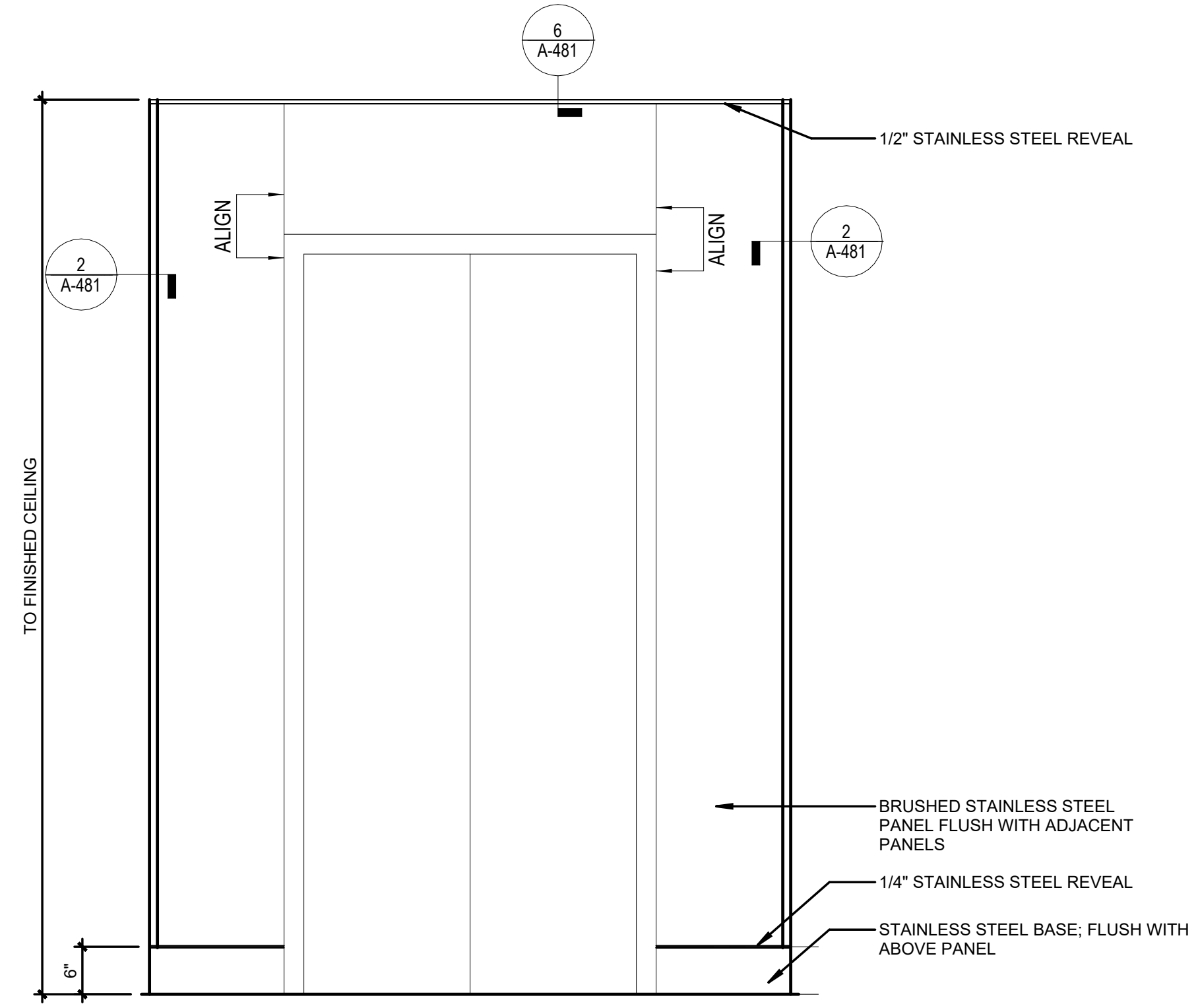
ELEVATOR CROSS SECTION BETWEEN COLUMN LINES BB AND BA 1
 1/2" = 1'-0"



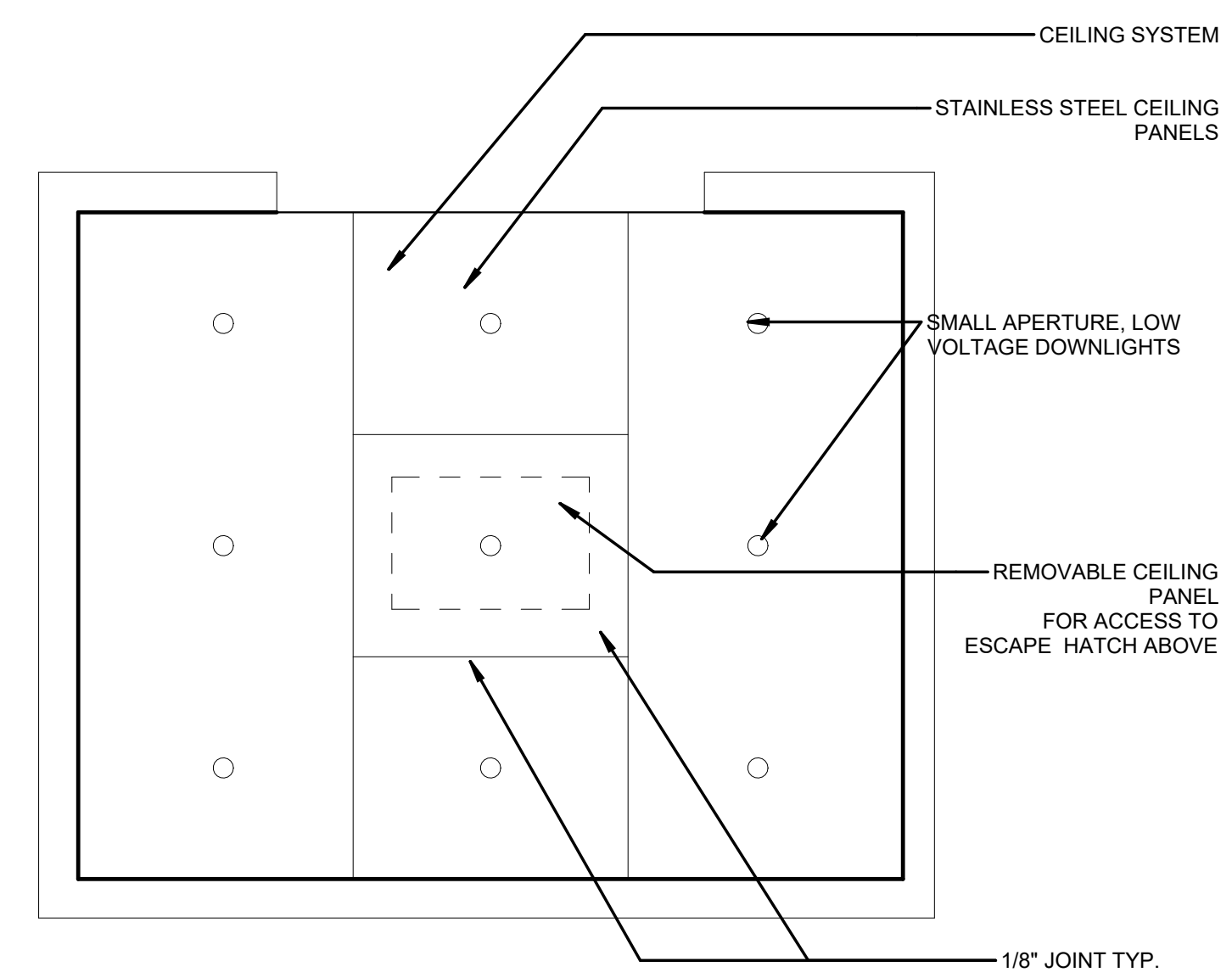
ELEVATOR REVEAL DETAILS 10
3" = 1'-0"



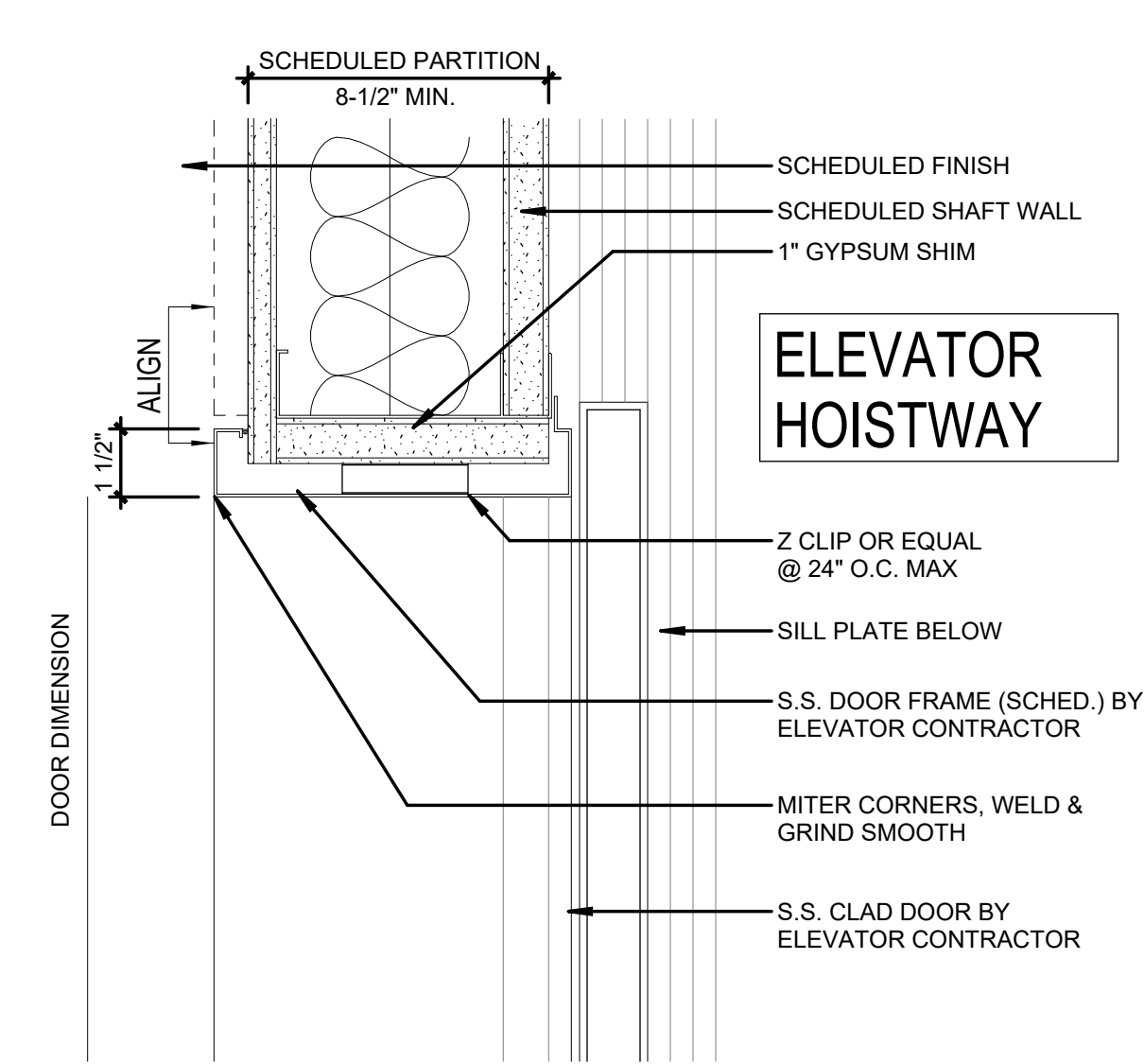
ELEVATOR CALL BUTTON - JAMB 4
3" = 1'-0"



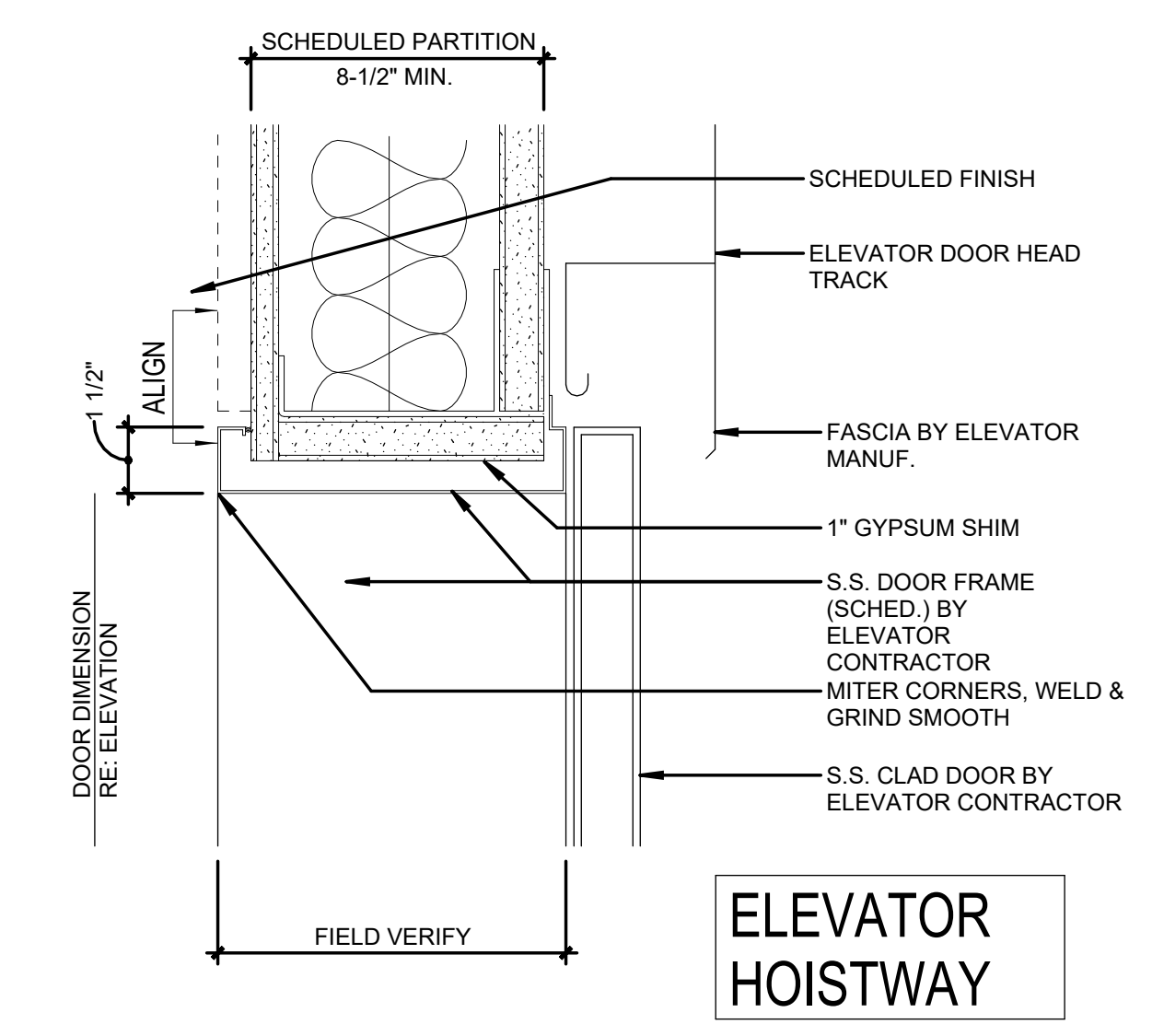
ELEV. INTERIOR FRONT ELEVATOR 12
3/4" = 1'-0"



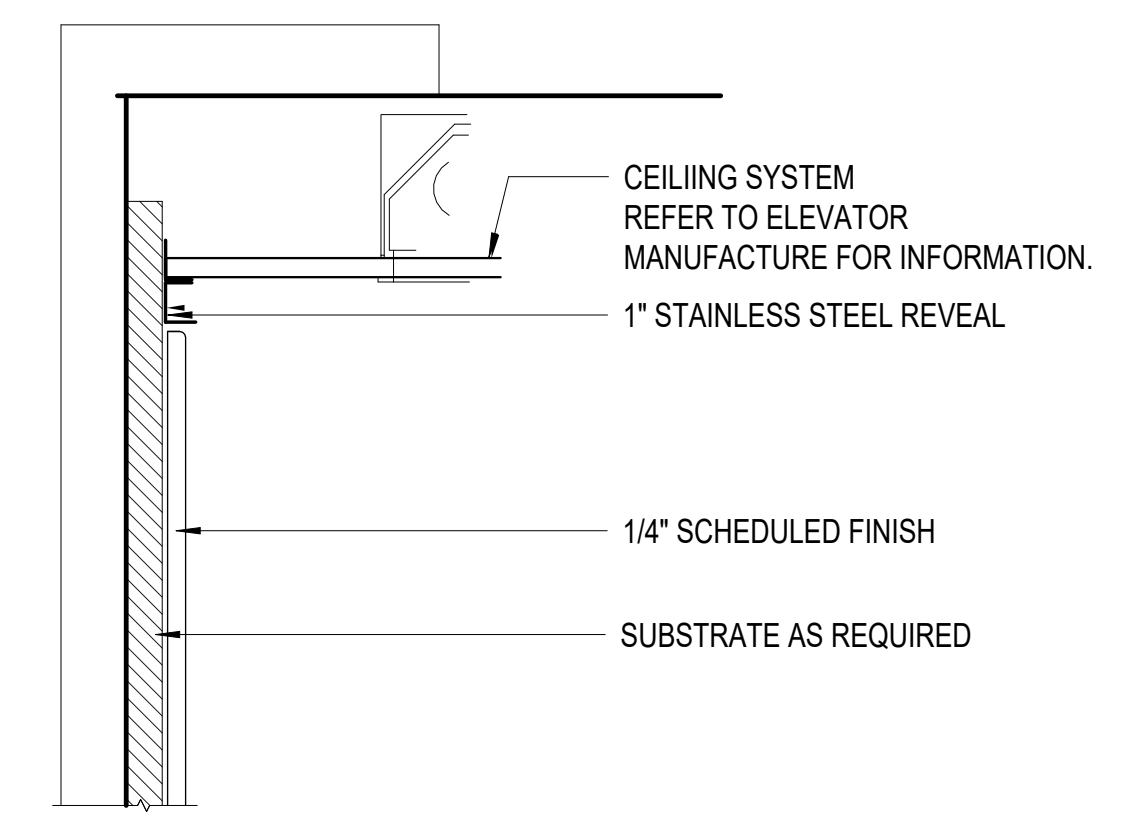
ELEVATOR REF. CEILING PLAN 9
3/4" = 1'-0"



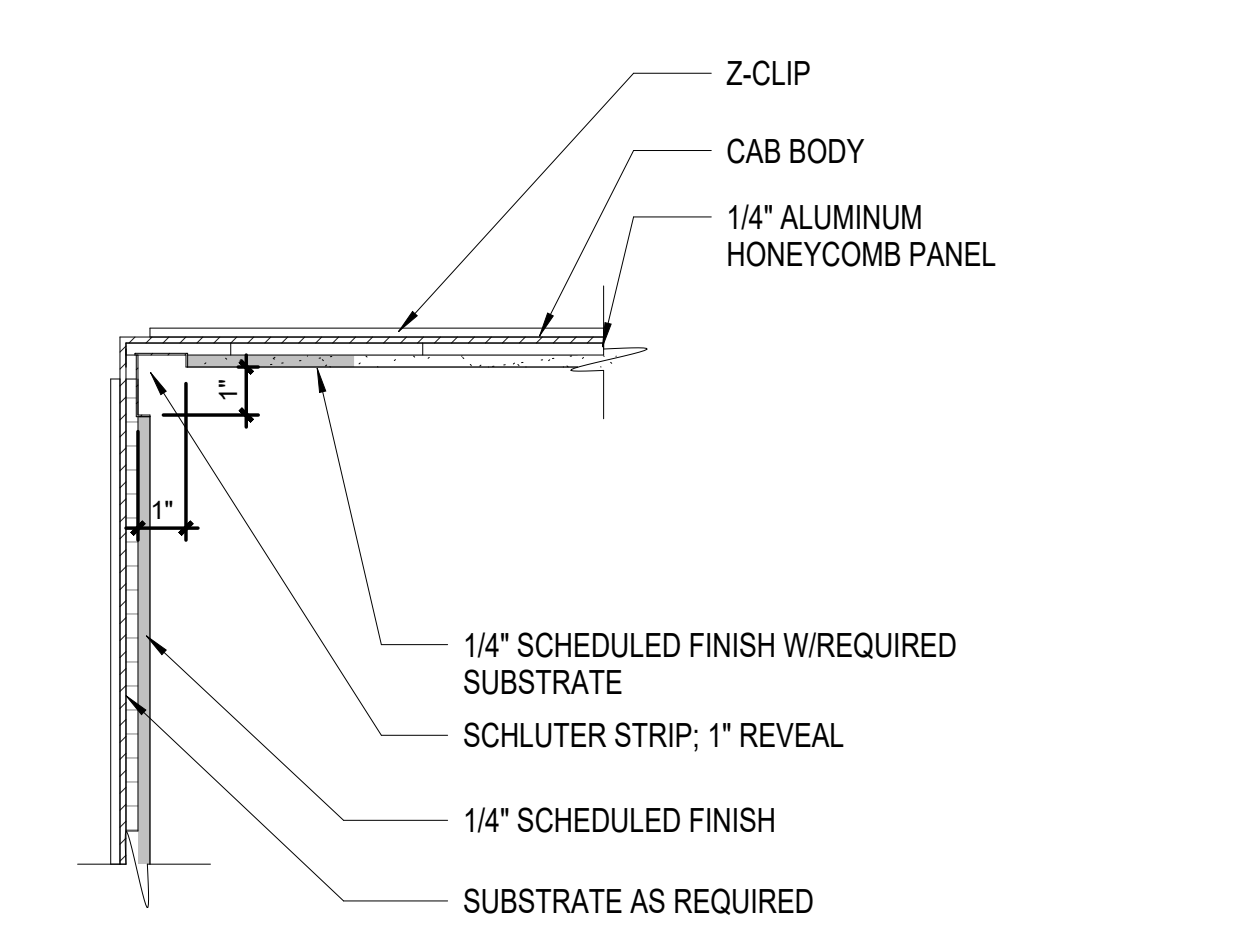
ELEVATOR JAMB DETAIL 7
3" = 1'-0"



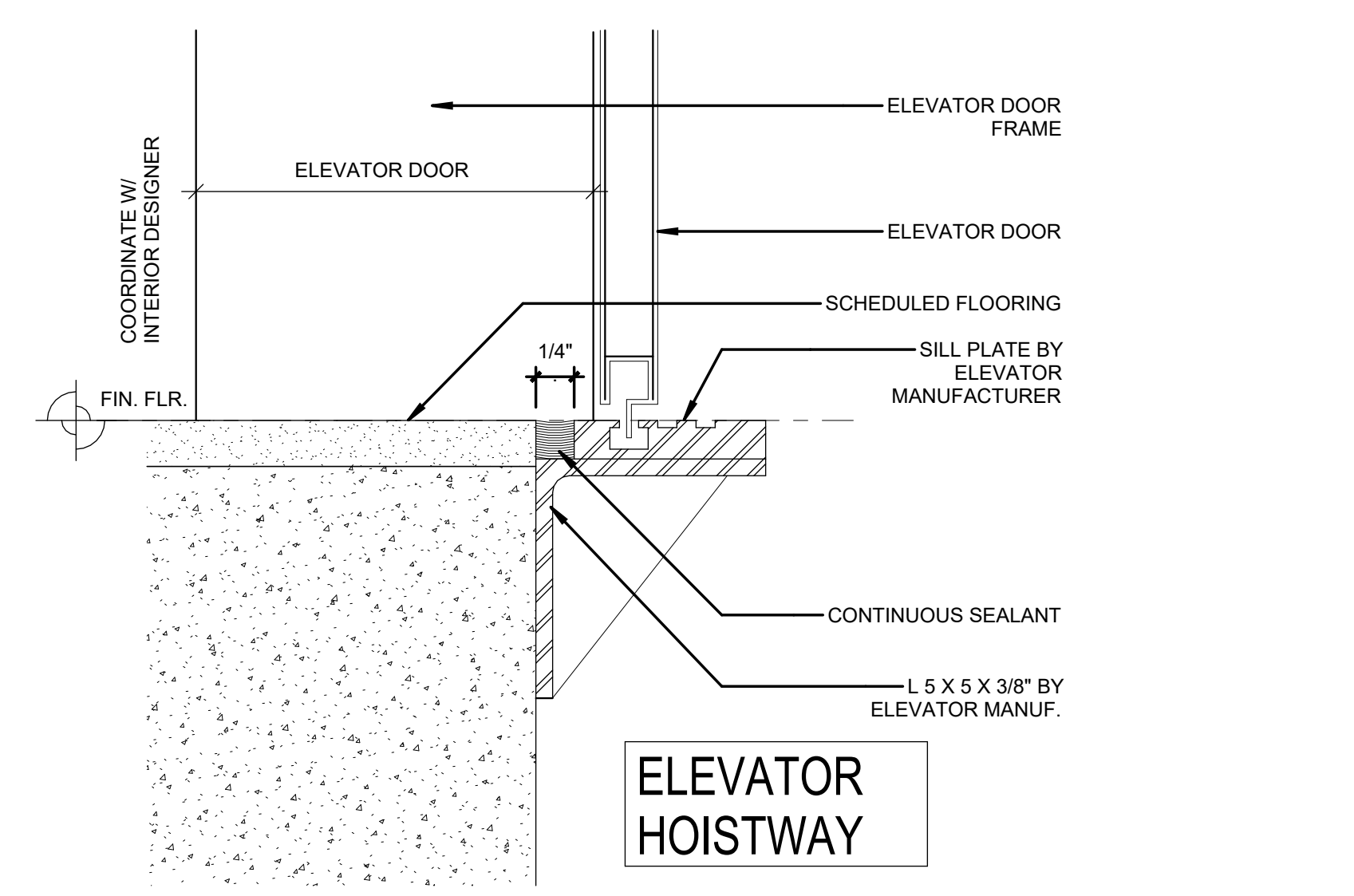
ELEVATOR HEAD DETAIL 3
3" = 1'-0"



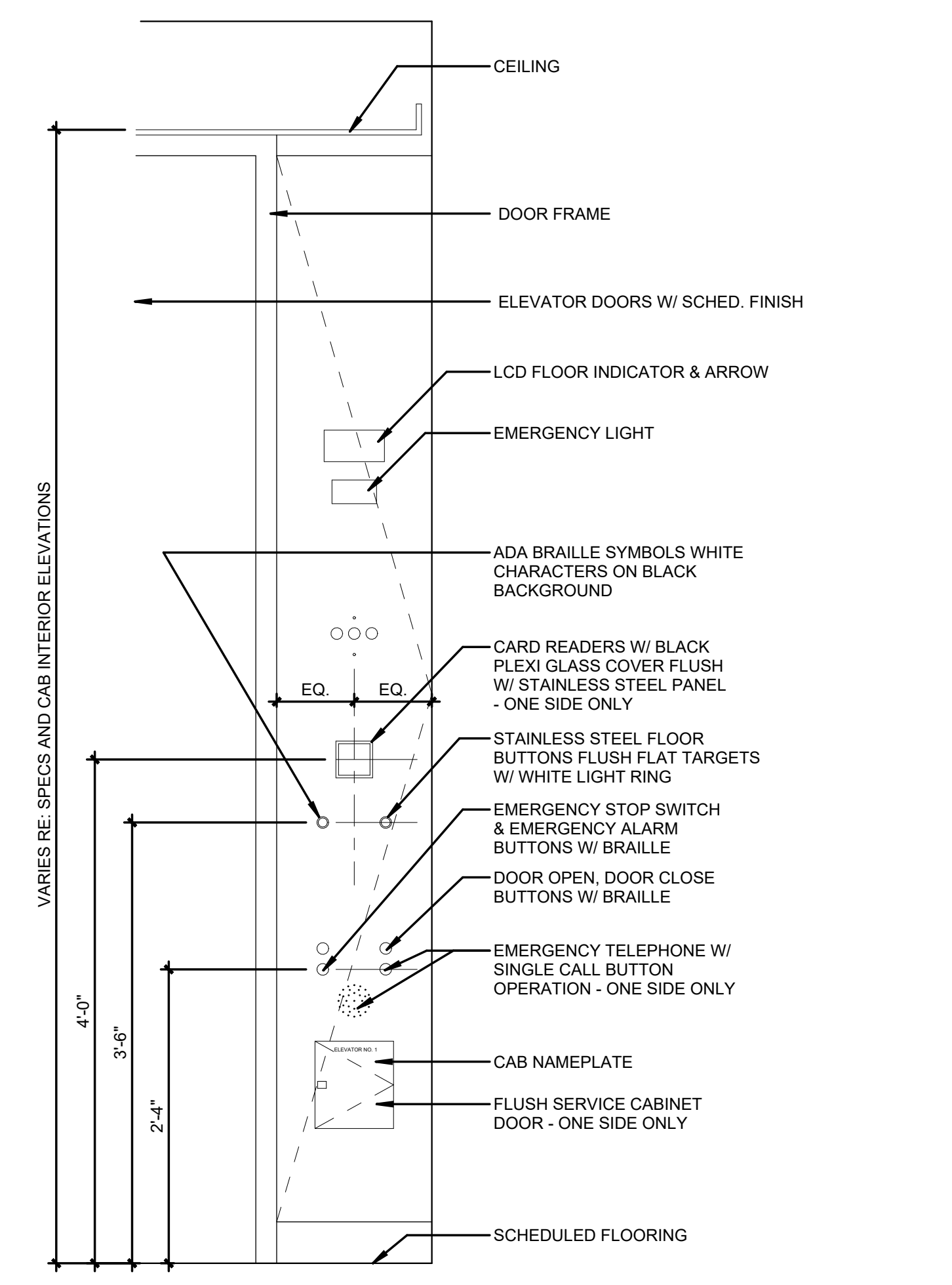
ELEVATOR CAB DTL AT CEILING 1 6
3" = 1'-0"



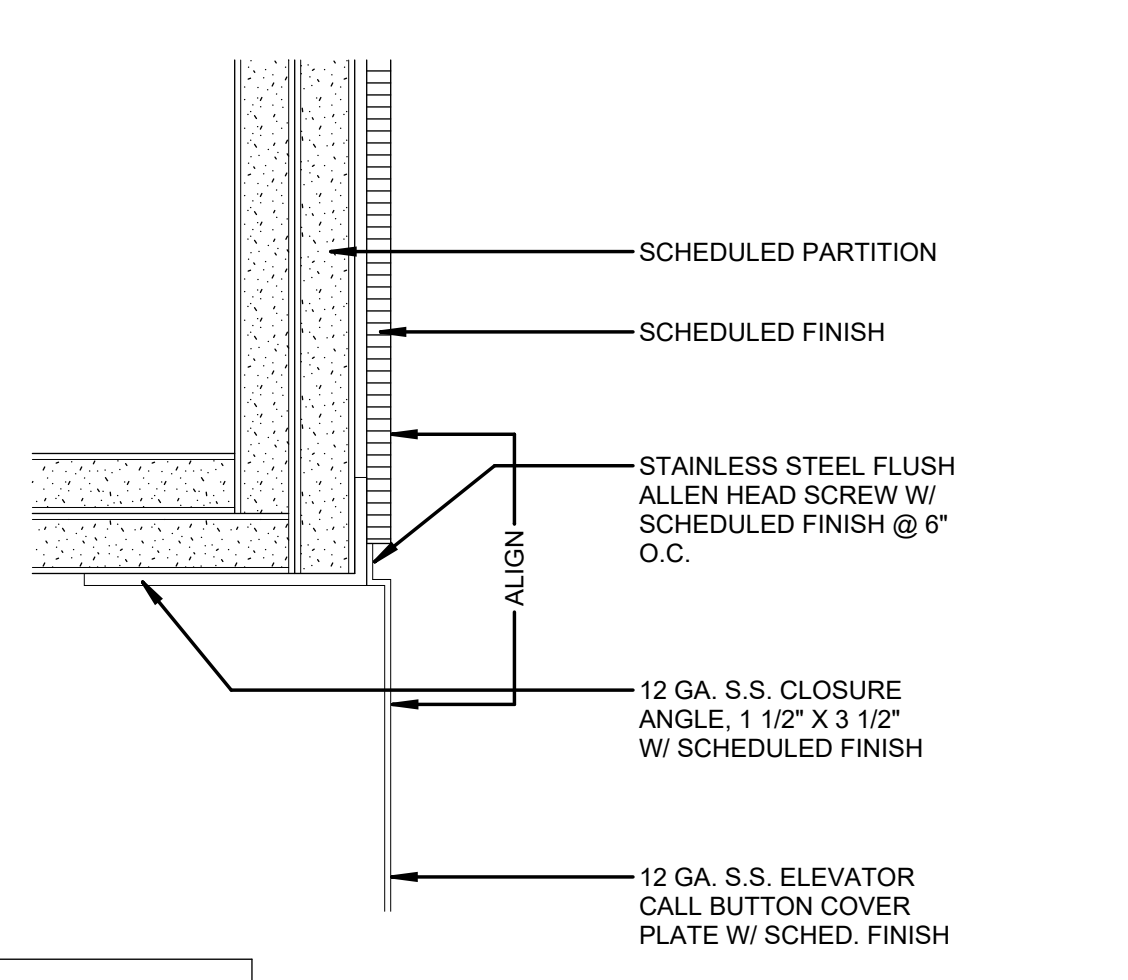
ELEVATOR CAB DETAIL 2
3" = 1'-0"



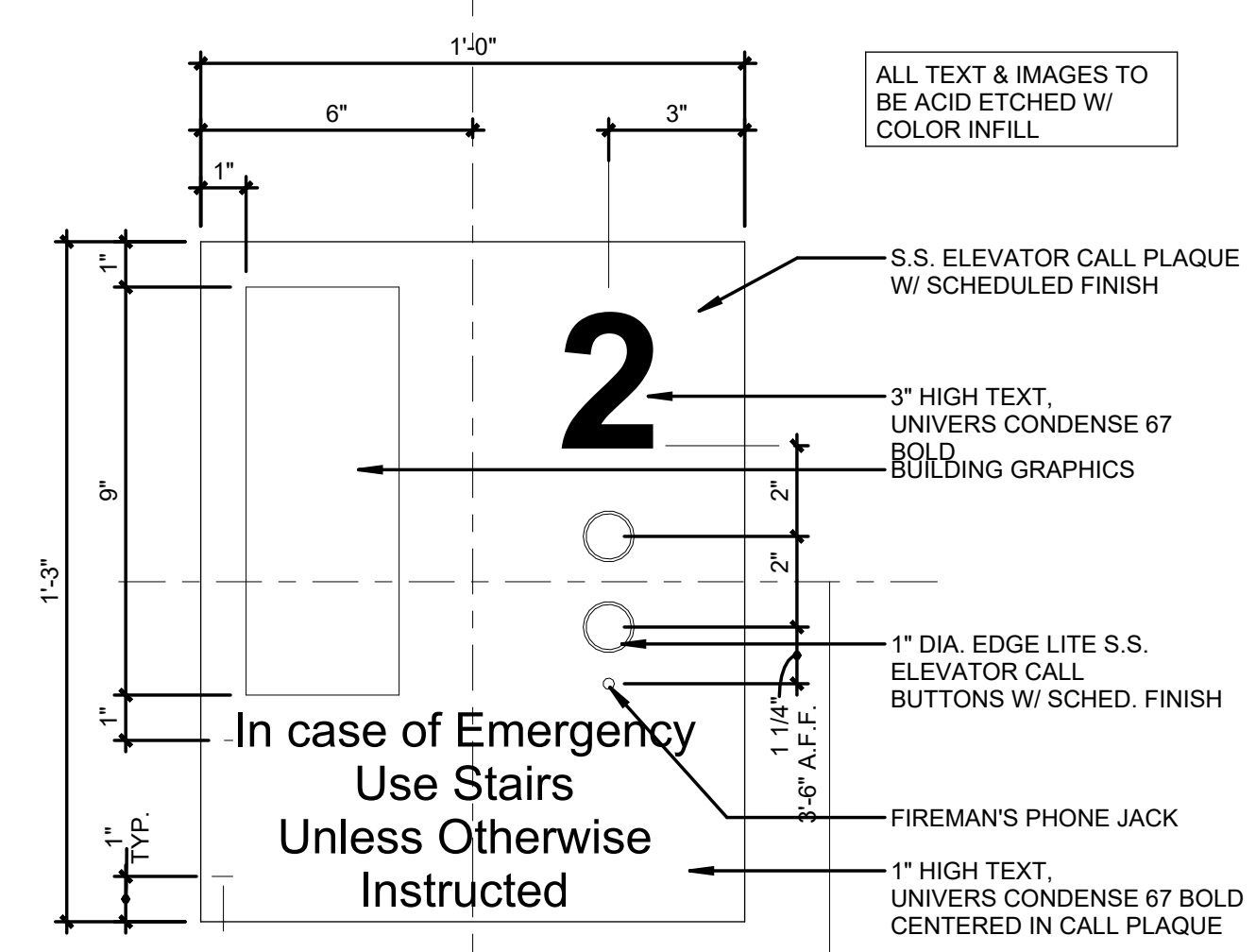
ELEVATOR SILL DETAIL 11
3" = 1'-0"



ELEVATOR DETAIL @ CAR OPERATING PANEL 8
1" = 1'-0"



ELEVATOR CALL BUTTON - HEAD 5
3" = 1'-0"



ELEVATOR CALL PLATE 1
3" = 1'-0"

NOTE:
ALL ELEVATOR AND MECHANICAL SHAFT FRAMING IS AS PER SECTION 05 40 00 (COLD-FORMED METAL FRAMING) UNLESS OTHERWISE NOTED.

REVISIONS		
NO.	DESCRIPTION	DATE

THIRD FLOOR RENOVATION OF BLDG 29 LABORATORIES AT NIRC

4401 W. ADMIRAL DOYLE DRIVE,
NEW IBERIA, LOUISIANA
70560

ELEVATOR DETAILS

PROJECT NUMBER	DATE	PHASE	DRAWN BY	CHECKED BY
2025.040	APRIL 14, 2026	100% BID SET	KL	JC

